



PUMP MODEL RD4A31-BAR

**MANUAL
PART 2 of 3**

**PARTS
LIST
WITH
PERFORMANCE CURVE**

GORMAN-RUPP PUMPS

www.grpumps.com

Register your new
Gorman-Rupp pump online at
www.grpumps.com

Valid serial number and e-mail address required.

RECORD YOUR PUMP MODEL AND SERIAL NUMBER

Please record your pump model and serial number in the spaces provided below. Your Gorman-Rupp distributor needs this information when you require parts or service.

Pump Model: _____
Serial Number: _____

PERFORMANCE CURVE – SECTION A

RECORDING MODEL AND SERIAL NUMBERS

Please record the pump model and serial number in the spaces provided below and in the separate Installation/Operation Manual accompanying your pump. Your Gorman-Rupp distributor needs this information when you require parts or service.

Pump Model: _____

Serial Number: _____

WARRANTY INFORMATION

The pump warranty is provided as part of Gorman-Rupp's support program for customers who operate and maintain their equipment as described in this manual and other accompanying literature. Please note that should the equipment be abused or modified to change its performance beyond the original factory specifications, the warranty will become void and any claim will be denied. For warranty information, please visit www.grpumps.com/warranty.

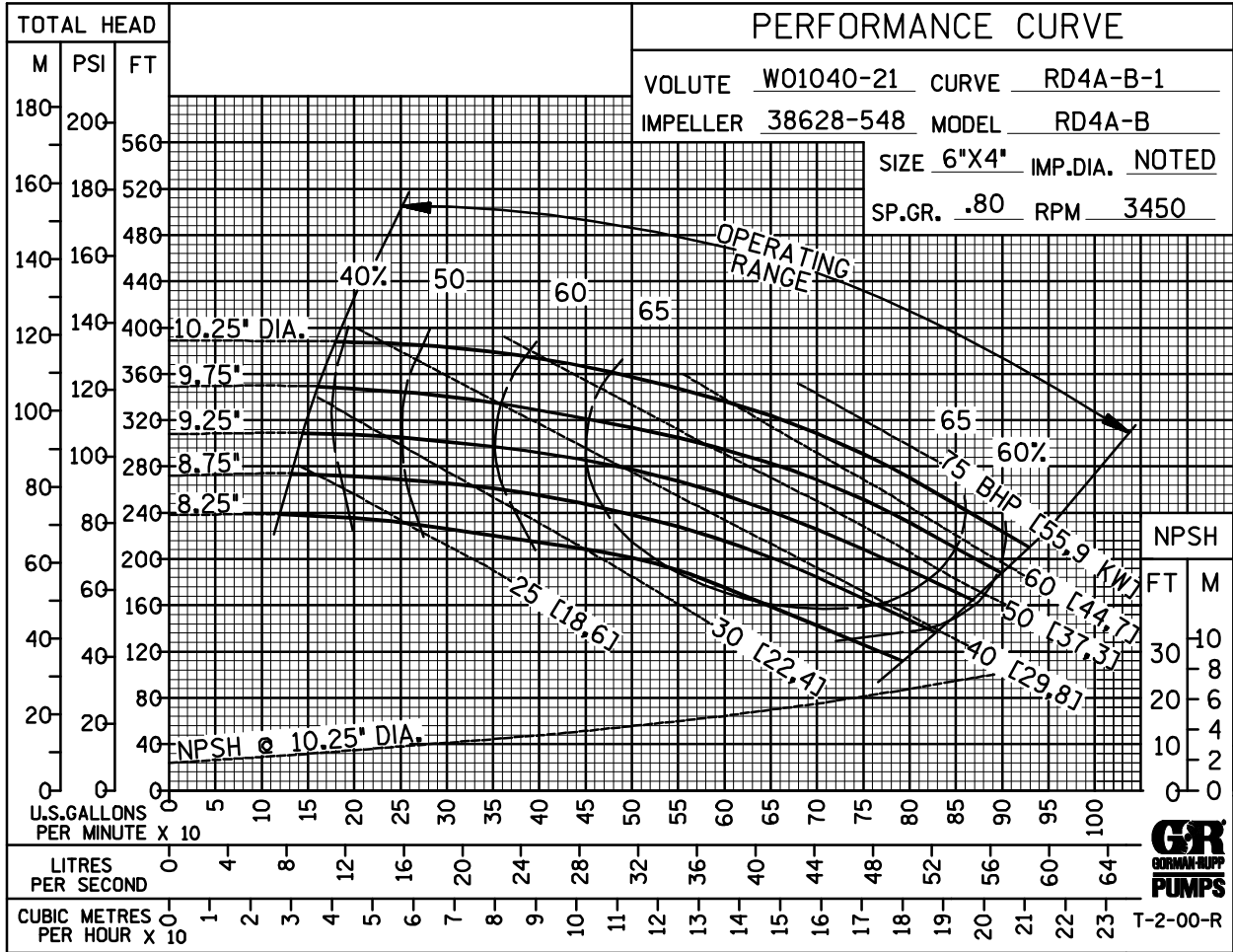
PERFORMANCE CURVE

The performance curve on the following page is based on 70°F (21°C) clear water at sea level, corrected to 0.80 specific gravity, with minimum suction lift. Since pump installations are seldom identical, your performance may be different due to such factors as viscosity, specific gravity, elevation, temperature, and impeller trim.

If your pump serial number is followed by an "N", your pump is **NOT** a standard production model. Contact the Gorman-Rupp Company to verify performance or part numbers.



Pump speed and operating condition points must be within the continuous performance range shown on the curve(s).

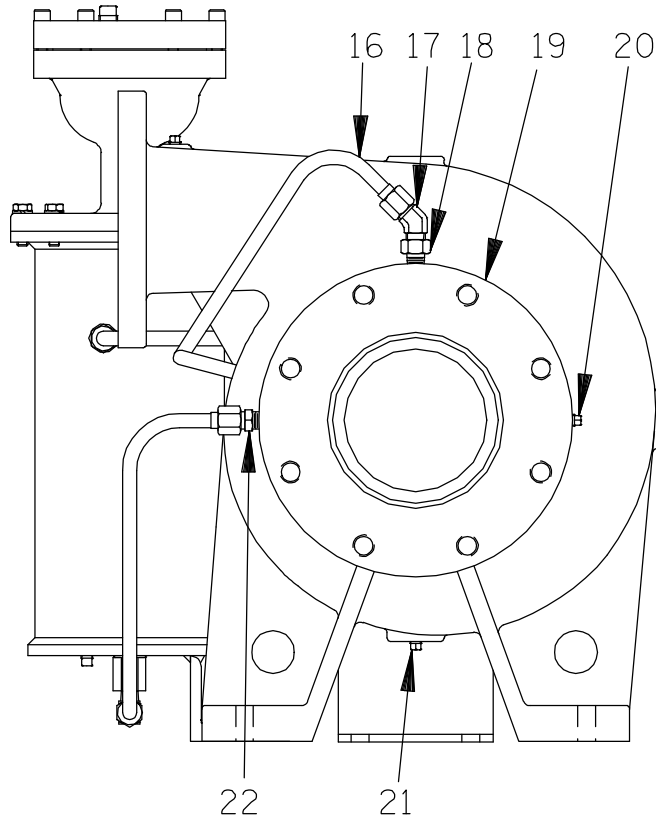
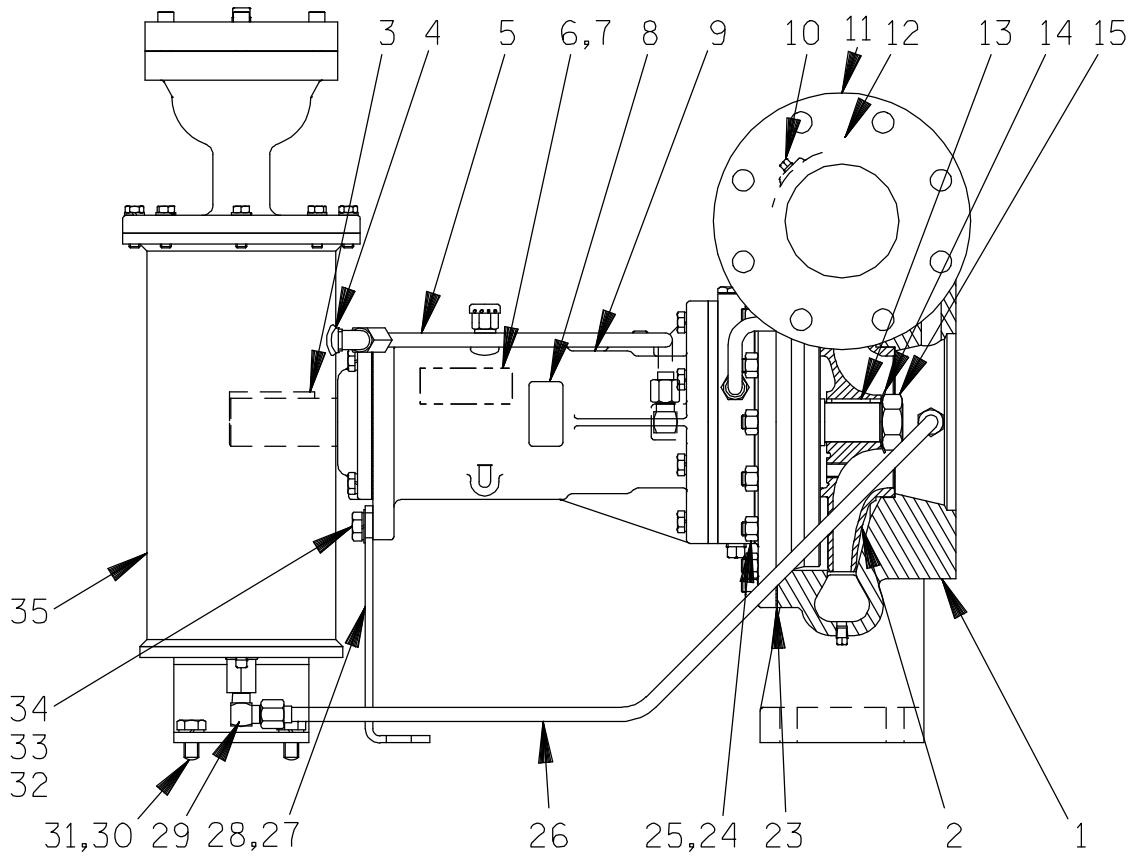


Performance Curve – Model RD4A31–BAR

This Page Intentionally Blank

RD4A31-BAR

S/N 1606771 Up
PUMP ISSUE 3



GORMAN-RUPP PUMPS

www.grpumps.com

©2015 Gorman-Rupp Pumps

Printed in U.S.A.

RD4A31—BAR

S/N 1606771 Up
PUMP ISSUE 3

PARTS LIST Pump Model RD4A31—BAR

If your pump serial number is followed by an "N", your pump is **NOT** a standard production model. Contact the Gorman-Rupp Company to verify part numbers.

| ITEM NO. | PART NAME | PART NUMBER | QTY | ITEM NO. | PART NAME | PART NUMBER | QTY |
|----------|-------------------|------------------|-----|------------|---------------------|-----------------|-----|
| ☞ 1 | PUMP CASING | SEE NOTE BELOW 1 | | ☞ 21 | PIPE PLUG | P02 15079 | 1 |
| 2 * | IMPELLER | 38628—548 13048 | 1 | 22 | MALE CONNECTOR | 25812—214 | 1 |
| 3 * | SHAFT KEY | N0611 15990 | 1 | 23 * | PUMP CASING GASKET | R11618 19060 | 1 |
| 4 | MALE ELBOW | 25812—161 | 1 | ☞ 24 | STUD | C080715991 | 18 |
| 5 | DISCH TUBE ASSY | 46335—098 | 1 | 25 | HEX NUT | D08 15991 | 18 |
| 6 | NAME PLATE | 2613DZ 13990 | 1 | 26 | RETURN TUBE ASSY | 46335—081 | 1 |
| 7 | DRIVE SCREW | BM#04—03 17000 | 2 | 27 | BEARING HSG SUPPORT | R12852—02 15990 | 1 |
| 8 | LUBE DECAL | 38816—074 | 1 | 28 | G-R DECAL | GR—03 | 1 |
| 9 | BRG HOUSING ASSY | 44143—106 | 1 | 29 | MALE ELBOW | 25812—011 | 1 |
| ☞ 10 | PIPE PLUG | P02 15079 | 1 | 30 | HEX HD CAPSCREW | B0805 15991 | 2 |
| 11 | DISCHARGE STICKER | 6588BJ | 1 | 31 | LOCKWASHER | J08 15991 | 2 |
| ☞ 12 | PIPE PLUG | P02 15079 | 1 | 32 | FLAT WASHER | K08 15991 | 2 |
| 13 * | IMPELLER KEY | K79330—23 15990 | 1 | 33 | LOCKWASHER | J08 15991 | 2 |
| 14 | LOCKWASHER | S302 | 1 | 34 | HEX HD CAPSCREW | B0805 15991 | 2 |
| 15 | IMPELLER NUT | K76645 15111 | 1 | 35 ● | AIR RELEASE VALVE | GRP33—08A | 1 |
| 16 | SUCTION TUBE ASSY | 46335—066 | 1 | NOT SHOWN: | | | |
| 17 | MALE ELBOW | 25812—161 | 1 | | DISCH FLANGE GASKET | N14147 19060 | 1 |
| 18 | STRAINER | 26841—094 | 1 | | SUCTION FLANGE GSKT | 1679G 19370 | 1 |
| 19 | SUCTION STICKER | 6588AG | 1 | | INSTRUCTION TAG | 38817—011 | 1 |
| ☞ 20 | PIPE PLUG | P02 15079 | 1 | | ROTATION DECAL | 2613M | 1 |

* INDICATES PARTS RECOMMENDED FOR STOCK

† ALL ROTO-PRIME[®] IMPELLERS ARE TRIMMED.

● SEE ACCOMPANYING LITERATURE FOR INDIVIDUAL PARTS,
MAINTENANCE AND REPAIR.

☞ INCLUDED WITH REPAIR 46474—343 1
PUMP CASING ASSY

GORMAN-RUPP PUMPS

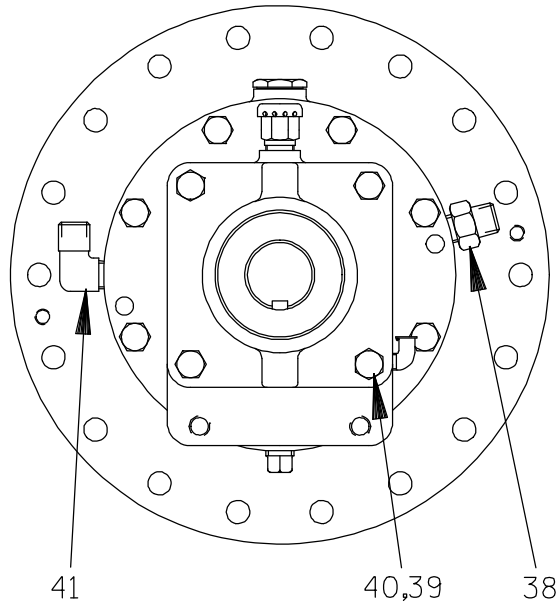
www.grpumps.com

©2015 Gorman-Rupp Pumps

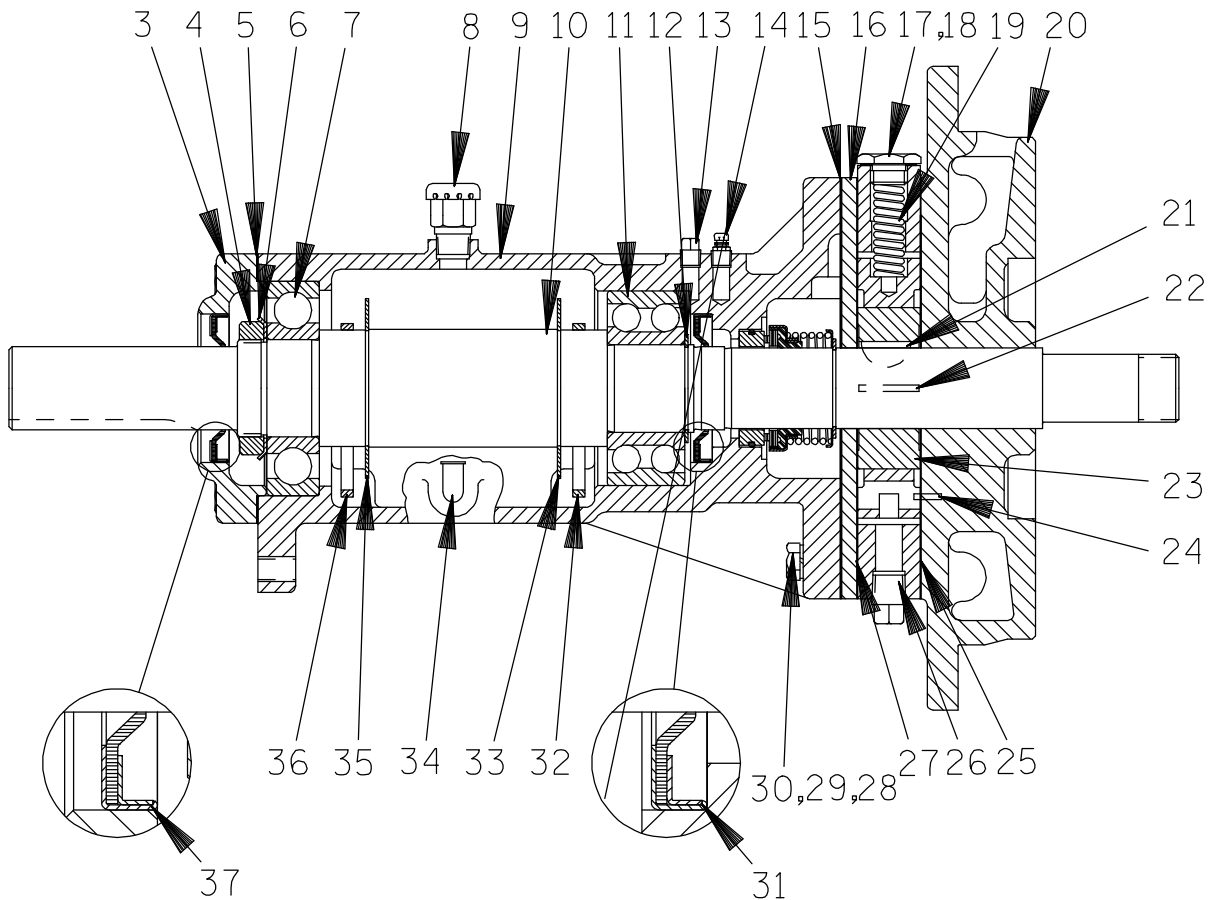
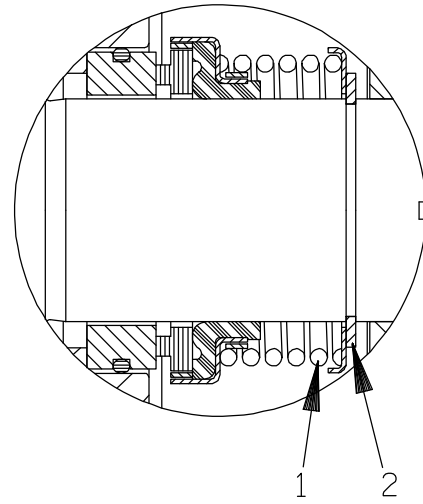
Printed in U.S.A.

RD4A31-BAR

S/N 1606771 Up
PUMP ISSUE 3



SEAL AREA DETAIL



GORMAN-RUPP PUMPS

www.grpumps.com

©2015 Gorman-Rupp Pumps

Printed in U.S.A.

RD4A31—BAR

S/N 1606771 Up
PUMP ISSUE 3

PARTS LIST 44143—106 Bearing Housing Assembly

| ITEM NO. | PART NAME | PART NUMBER | QTY | ITEM NO. | PART NAME | PART NUMBER | QTY |
|----------|----------------------|-----------------|-----|----------|---------------------|-----------------|-----|
| 1 * | SEAL ASSEMBLY | 25271—921 | 1 | 24 * | LOCATING PIN | 21154—666 | 1 |
| 2 | SEAL RETAINING RING | 24124—243 | 1 | † 25 * | CENTER PLATE GASKET | R10150 19210 | 2 |
| 3 | BEARING CAP | R12770—02 10010 | 1 | 26 | PIPE PLUG | P06 15079 | 1 |
| 4 | BEARING LOCK NUT | 23962—011 | 1 | 27 * | CENTER PLATE GASKET | R10150 19210 | 1 |
| 5 * | BEARING CAP GASKET | N18938—01 18000 | 1 | 28 | HEX HD CAPSCREW | B0612 15991 | 8 |
| 6 | TAB WASHER | 23962—511 | 1 | 29 | LOCKWASHER | J06 15991 | 8 |
| 7 * | OUTBOARD BEARING | S1077 | 1 | 30 | DOWEL PIN | 21133—113 | 2 |
| 8 | AIR VENT | S1703 | 1 | 31 * | OIL SEAL | 25227—240 | 1 |
| 9 | BEARING HOUSING | W01172—04 11010 | 1 | 32 | SLINGER RING | K86483 15030 | 1 |
| 10 * | IMPELLER SHAFT | T08623—02 15010 | 1 | 33 | SLINGER RING STOP | K76632—01 | 1 |
| 11 * | BALL BEARING | 23421—410 | 1 | 34 | OILER | 26713—054 | 1 |
| 12 | BEARING RET RING | 24124—245 | 1 | 35 | SLINGER RING STOP | K76632—01 | 1 |
| 13 | PIPE PLUG | P02 15079 | 1 | 36 | SLINGER RING | K86483 15030 | 1 |
| 14 | AIR VENT | S2162 | 1 | 37 * | OIL SEAL | 25227—240 | 1 |
| 15 | SPACER PLATE GASKET | R12923 18000 | 1 | 38 | CONNECTOR | 25812—214 | 1 |
| 16 | SPACER PLATE | R12771—02 11010 | 1 | 39 | HEX HD CAPSCREW | B0605 15991 | 4 |
| 17 | PRESS REG SPRING CAP | K68064 15991 | 1 | 40 | LOCKWASHER | J06 15991 | 4 |
| 18 * | SPRING CAP GASKET | K86067 | 1 | 41 | MALE ELBOW | 25812—011 | 1 |
| 19 | PRESS REG SPRING | K82659 | 1 | | NOT SHOWN: | | |
| 20 | BODY COVER | T06762—21 11010 | 1 | | PIPE PLUG | P02 15079 | 1 |
| 21 * | ROTOR WOODRUFF KEY | K61559 15990 | 1 | | OPTIONAL: | | |
| 22 * | ROTOR BLADE | K79300—22 | 6 | | SST IMPELLER SHAFT | T08623—02 17080 | 1 |
| 23 | GROUP GRIND | 42212—015 | 1 | | TEFLON SEAL ASSY | 25271—761 | 1 |

* INDICATES PARTS RECOMMENDED FOR STOCK

† 2 GASKETS REQUIRED ON ONE FACE ONLY WHEN ROTOR OR SLIDE IS THICKER THAN CENTER PLATE.

GORMAN-RUPP PUMPS

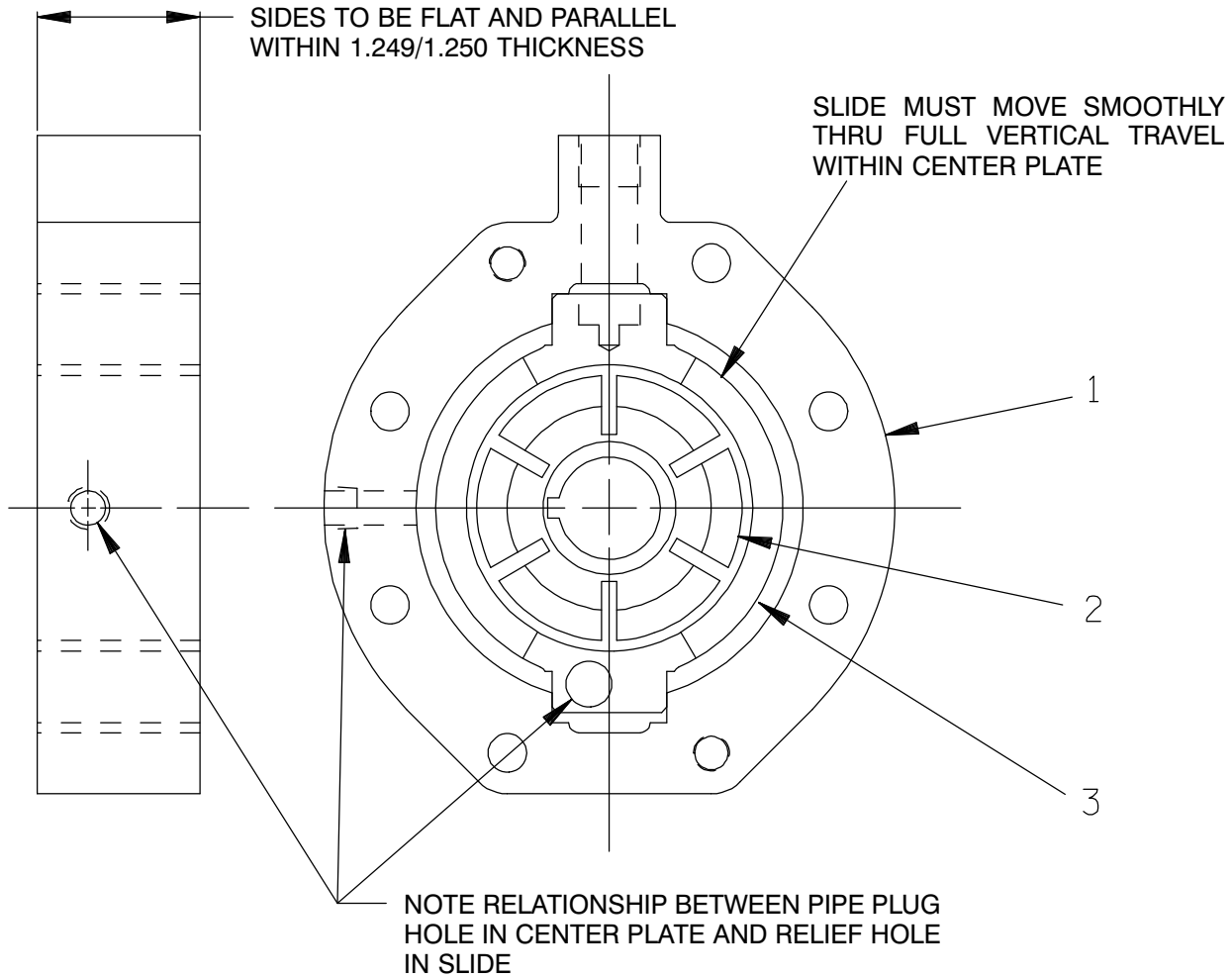
www.grpumps.com

©2015 Gorman-Rupp Pumps

Printed in U.S.A.

RD4A31-BAR

S/N 1606771 Up
PUMP ISSUE 3



PARTS LIST 42212-015 Group Grind

| ITEM NO. | PART NAME | PART NUMBER | QTY |
|----------|--------------|---------------|-----|
| 1 | CENTER PLATE | NOT AVAILABLE | 1 |
| 2 | ROTOR | NOT AVAILABLE | 1 |
| 3 | SLIDE | NOT AVAILABLE | 1 |

NOTE: THE GROUP GRIND MUST BE REPLACED AS A COMPLETE UNIT: INDIVIDUAL PIECE PARTS ARE NOT SOLD SEPARATELY.

GORMAN-RUPP PUMPS

www.grpumps.com

©2015 Gorman-Rupp Pumps

Printed in U.S.A.

**For Warranty Information, Please Visit
www.grpumps.com/warranty
or call:
U.S.: 419-755-1280
Canada: 519-631-2870
International: +1-419-755-1352**

GORMAN-RUPP PUMPS