

AC

PUBLICATION NUMBER PL--04183--03
July 8, 2002

Use With: OM-04151
MR-04269



PUMP MODEL
S3B65-E6 230/1
S3B65-E6 230/460/3

MANUAL
PART 2 of 3

PARTS
LIST
WITH
PERFORMANCE CURVE

THE GORMAN-RUPP COMPANY • MANSFIELD, OHIO

GORMAN-RUPP OF CANADA LIMITED • ST. THOMAS, ONTARIO, CANADA Printed in U.S.A.

©Copyright by the Gorman-Rupp Company

PERFORMANCE CURVE – SECTION A

RECORDING MODEL AND SERIAL NUMBERS

Please record the pump model and serial number in the spaces provided below and in the separate Installation/Operation Manual accompanying your pump. Your Gorman-Rupp distributor needs this information when you require parts or service.

Pump Model: _____

Serial Number: _____

WARRANTY INFORMATION

The pump warranty is provided as part of Gorman-Rupp's support program for customers who operate and maintain their equipment as described in this manual and other accompanying literature. Please note that should the equipment be abused or modified to change its performance beyond the original factory specifications, the warranty will become void and any claim will be denied.

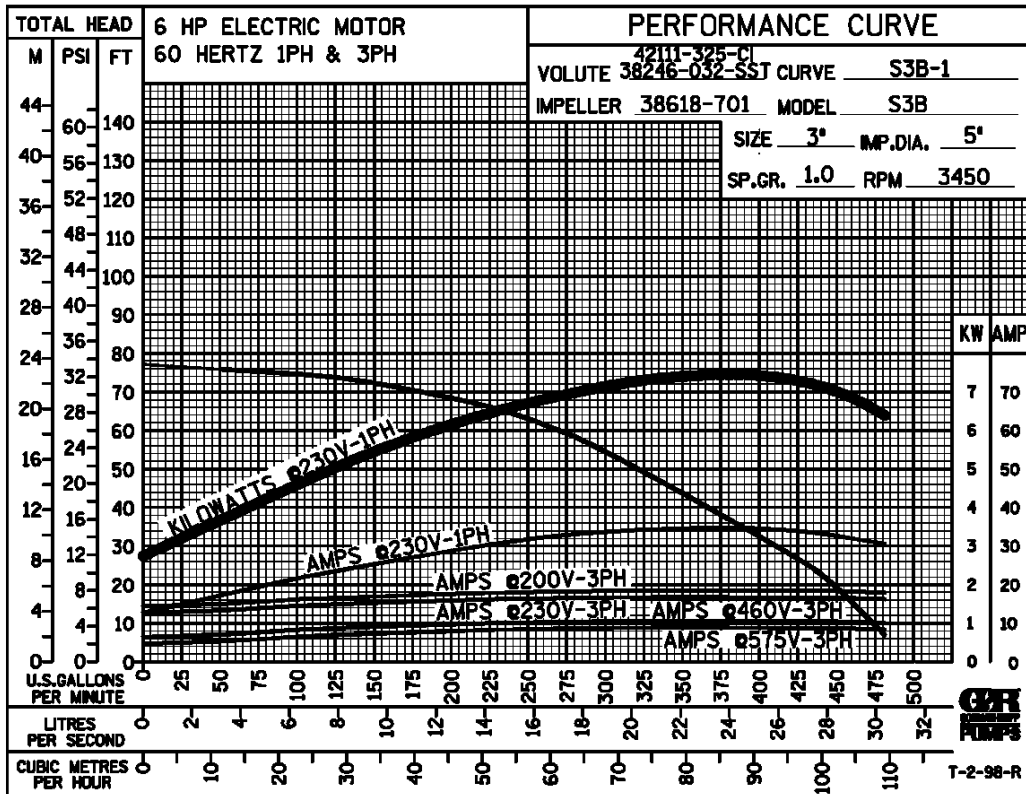
PERFORMANCE CURVES

The performance curves on the following page are based on 70° F (21° C) clear water at sea level. Since pump installations are seldom identical, your performance may be different due to such factors as viscosity, specific gravity, elevation, temperature, and impeller trim.

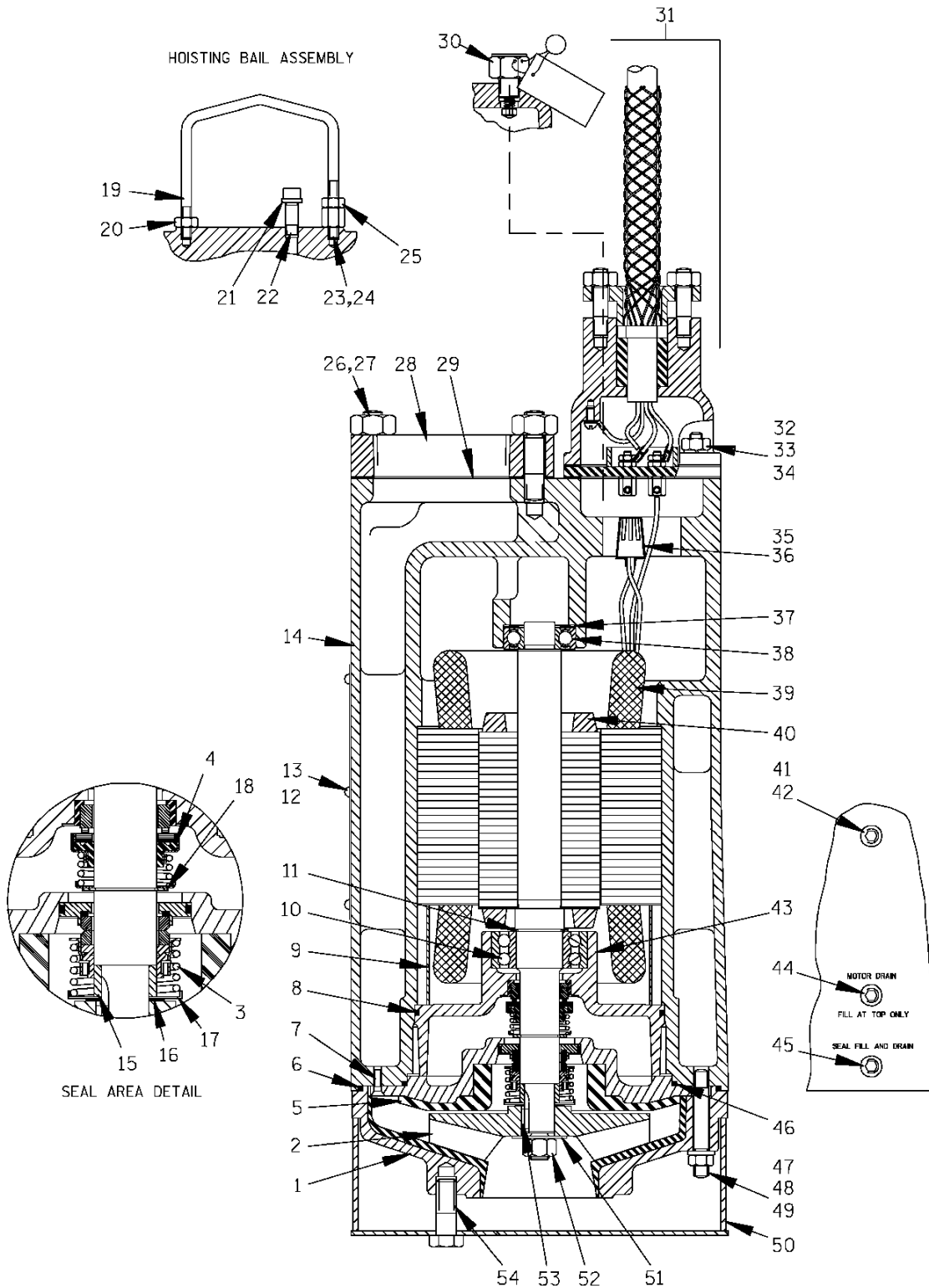
If your pump serial number is followed by an "N", your pump is **NOT** a standard production model. Contact the Gorman-Rupp Company to verify performance or part numbers.



Pump speed and operating condition points must be within the continuous performance range shown on the curve(s).



Performance Curve – Model S3B65–E6 230/1 And 230/460/3



THE GORMAN-RUPP COMPANY • MANSFIELD, OHIO

GORMAN-RUPP OF CANADA LIMITED • ST. THOMAS, ONTARIO, CANADA

Printed in U.S.A.

S3B65-E6 230/1
S3B65-E6 230/460/3

ACU

S/N 1247131 Up
PUMP ISSUE 3

If your pump serial number is followed by an "N", your pump is **NOT** a standard production model. Contact the Gorman-Rupp Company to verify part numbers.

ITEM NO.	PART NAME	PART NUMBER	MAT'L CODE	QTY	ITEM NO.	PART NAME	PART NUMBER	MAT'L CODE	QTY
1	SUCTION HEAD	38246-032	1718H	1	39	STATOR ASSY			
2 *	IMPELLER	38618-701	1718H	1		-230/1	47113-860	---	1
3 *	LOWER SEAL ASSY	46512-071	---	1		-230/3 & 460/3	47113-861	---	1
4 *	UPPER SEAL ASSY	S1832	---	1	40 *	ROTOR & SHAFT ASSY			
5	SEAL PLATE	38272-351	1718H	1		-230/1	47112-811	---	1
6 *	MOTOR HSG O-RING	25154-270	---	1		-230/3 & 460/3	47112-810	---	1
7	FH MACH SCREW	Y#10-03	17090	2	41	ALLEN HD SETSCREW	GA0603	15990	1
8 *	INTERMEDIATE O-RING	25152-258	---	1	42	SOCKET HD PIPE PLUG	PC04	17090	1
9	MOTOR BUSHING	31173-017	23010	1	43	INTERMEDIATE	38311-803	13040	1
10 *	LOWER BALL BEARING	23425-007	---	1	44	MTR CAVITY DRAIN PLUG	PC04	17090	1
11	BEARING SNAP RING	S1831	---	1	45	SEAL CVTY DRAIN PLUG	PC04	17090	1
12	NAME PLATE	38818-039	17090	1	46 *	SEAL PLATE O-RING	25154-261	---	1
13	DRIVE SCREW	BM#04-03	17090	6	47	STUD	C0610	17090	6
14	MOTOR HOUSING				48	LOCKWASHER	J06	17090	6
	-230/1	38311-034	17070	1	49	HEX NUT	D06	17090	6
	-230/3 & 460/3	38311-033	17070	1	50	STRAINER ASSY	46611-010	24170	1
15	SHAFT SLEEVE	13878	17090	1	51	FLAT WASHER	KB08	17090	1
16 *	IMPELLER ADJ SHIM SET	2Y	17090	1	52	IMPELLER NUT	22561-165	---	1
17 *	SEAL SPRING RETAINER	8793	17090	1	53 *	IMPELLER KEY	N0302-1/2	17090	1
18	SEAL RETAINING RING	24124-332	---	1	54	NYLOCK CAPSCREW	BT0806	17090	3
19	HOISTING BAIL	31926-009	17130	1	NOT SHOWN:				
20	HEX NUT	D08	17090	1		QT. SUB PUMP OIL	9568	---	1
21	PIPE CAP	25471-223	---	1		CONTROL BOX			
22	HVY PIPE NIPPLE	THA0608	17090	1		-230/1	27511-107	---	1
23	STUD	C0806	17090	1		-230/3	27515-564	---	1
24	COUPLING NUT	31811-019	17130	1		-460/3	27515-562	---	1
25	HEX NUT	D08	17090	1		MOTOR VOLTAGE TAG			
26	STUD	C0809	17090	3		-230/1	38816-098	---	1
27	HEX NUT	D08	17090	3		-230/3	38816-094	---	1
28	DISCHARGE FLANGE	38641-006	17070	1		-460/3	38816-093	---	1
29 *	DISCH FLANGE GSKT	38687-045	19370	1		IMPELLER PULLER	10285	---	1
30 *	RELIEF VALVE ASSY	46431-646	---	1		CABLE TIE	27111-212	---	1
31	TERM HSG/CABLE ASSY					HEATER PACK			
	-230/1	47367-042	---	1		-230/1	DOES NOT APPLY		
	-230/3 & 460/3	47367-043	---	1		-230/3	27521-206	---	1
32	STUD	C0513	17090	4		-460/3	27521-203	---	1
33	LOCKWASHER	DOES NOT APPLY			OPTIONAL:				
34	HEX NUT	D05	17090	4		* REPAIR GASKET SET	11000AA	---	1
35	CONNECTOR					STAGING ADAPTOR KIT	48272-015	---	1
	-230/1	DOES NOT APPLY				- DISCH FLANGE	38641-006	17070	1
	-230/3	S1718	---	1		- GASKET	38687-045	19370	1
	-460/3	S1718	---	3	LIQUID LEVEL DEVICES:				
36	HEAT SHRINK TUBE					DIAPHRAGM TYPE	GRP48-03 or GRP48-061		
	-230/1	DOES NOT APPLY				FLOAT TYPE	27471-180	---	1
	-230/3	31411-235	19450	1	120 VOLT CONTROL				
	-460/3	31411-235	19450	3		-230/1	27521-324	---	1
37	BRG SPRING WASHER	S1554	---	1		-230/3 & 460/3	27521-322	---	1
38 *	UPPER BALL BEARING	S1044	---	1					

* INDICATES PARTS RECOMMENDED FOR STOCK

THE GORMAN-RUPP COMPANY • MANSFIELD, OHIO

GORMAN-RUPP OF CANADA LIMITED • ST. THOMAS, ONTARIO, CANADA

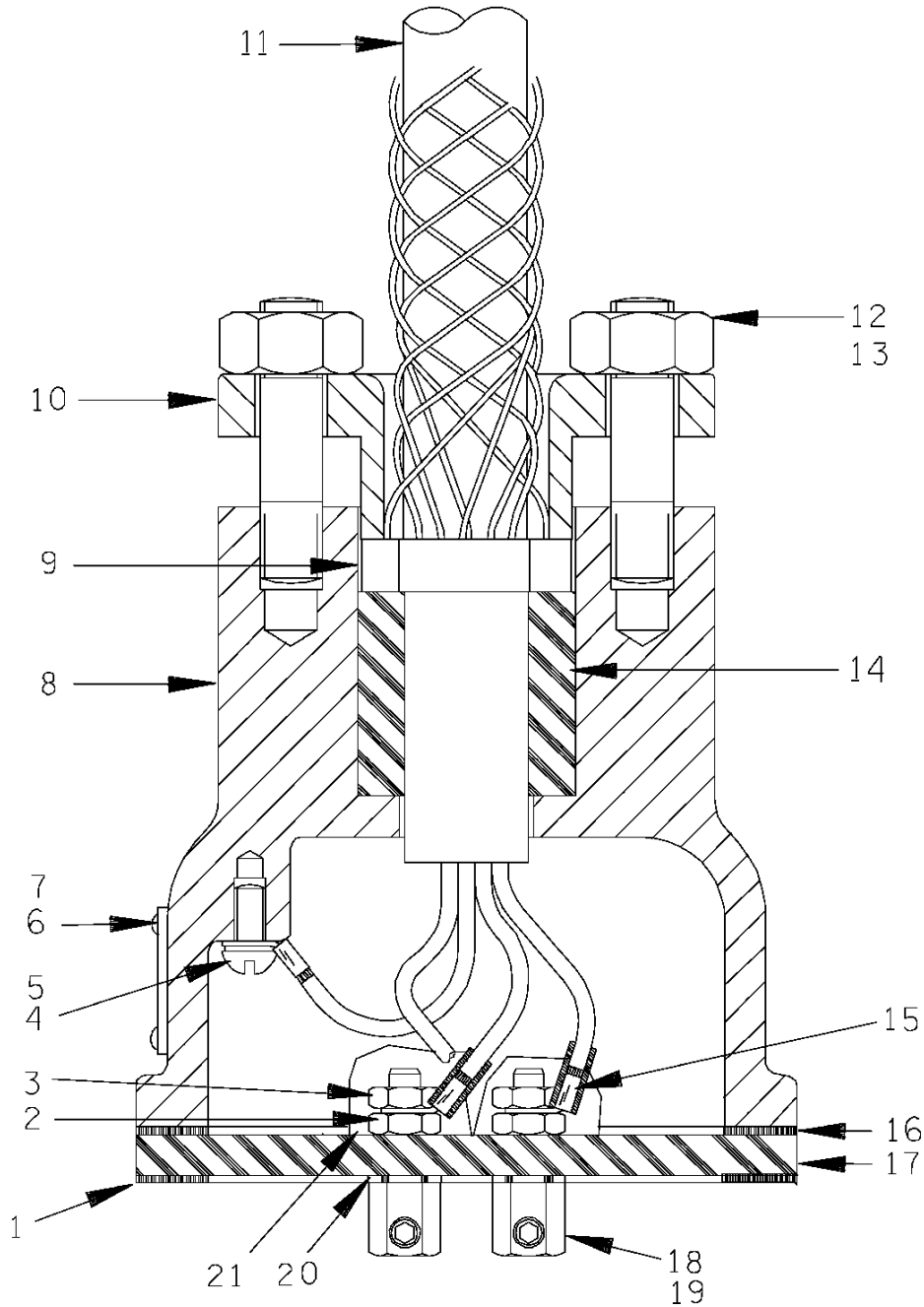
Printed in U.S.A.

July 8, 2002

© Copyright by the Gorman-Rupp Company

2 of 4

Page 150.3 B13



THE GORMAN-RUPP COMPANY • MANSFIELD, OHIO

GORMAN-RUPP OF CANADA LIMITED • ST. THOMAS, ONTARIO, CANADA Printed in U.S.A.

©Copyright by the Gorman-Rupp Company

S3B65–E6 230/1
S3B65–E6 230/460/3

ACU

S/N 1247131 Up
 PUMP ISSUE 3

Terminal Housing

If your pump serial number is followed by an "N", your pump is **NOT** a standard production model. Contact the Gorman-Rupp Company to verify part numbers.

ITEM NO.	PART NAME	PART NUMBER	MAT'L CODE	QTY
1	* LOWER TERMINAL PLATE GASKET	38687–525	19370	1
2	HEX NUT	D#10	14990	3
3	HEX NUT	D#10	14990	3
4	ROUND HEAD MACHINE SCREW	X#10–02	14990	1
5	T TYPE LOCKWASHER	AK#10	15991	1
6	INFORMATION PLATE	38816–047	17050	1
7	DRIVE SCREW	BM#04–03	17090	4
8	TERMINAL HOUSING	38381–233	17070	1
9	* CABLE GRIP	DOES NOT APPLY		
10	TERMINAL CAP	38381–626	17070	1
11	* CABLE ASSEMBLY	47351–055	---	1
12	STUD	C0606	17090	2
13	HEX NUT	D06	17090	2
14	* GLAND BUSHING	10758F	19540	1
15	HEAT SHRINK TUBE	31412–053	19530	3
16	* UPPER TERMINAL PLATE GASKET	38687–525	19370	1
17	TERMINAL PLATE	38713–008	23010	1
18	TERMINAL	11181	14100	3
19	ROUND HEAD NYLOK MACHINE SCREW	GA#10–01S	15991	3
20	DYNA–SEAL WASHER	S1590	---	3
21	1 OZ RTV SEALANT	18771–106	---	1

NOT SHOWN:

MOTOR PLATE				
–230/1	DOES NOT APPLY			
–230/3 & 460/3	10436	17050		1
DRIVE SCREW				
–230/1	DOES NOT APPLY			
–230/3 & 460/3	BM#04–03	17090		4

OPTIONAL:

HEAT SHRINK TERMINAL KIT				
–230/1 & 460/3	48315–003	---		1
–230/3	48315–008	---		1

* INDICATES PARTS RECOMMENDED FOR STOCK

THE GORMAN-RUPP COMPANY • MANSFIELD, OHIO

GORMAN-RUPP OF CANADA LIMITED • ST. THOMAS, ONTARIO, CANADA Printed in U.S.A.

July 8, 2002

©Copyright by the Gorman-Rupp Company

4 of 4
 Page 150.3 B13

**For U.S. and International Warranty Information,
Please Visit www.grpumps.com/warranty**

or call:

U.S.: 419-755-1280

International: +1-419-755-1352

**For Canadian Warranty Information,
Please Visit www.grcanada.com/warranty**

or call:

519-631-2870

THE GORMAN-RUPP COMPANY • MANSFIELD, OHIO

GORMAN-RUPP OF CANADA LIMITED • ST. THOMAS, ONTARIO, CANADA