



PUMP MODELS
S8C1 460V 3P
S8C1 575V 3P

MANUAL
PART 2 of 3

PARTS
LIST
WITH
PERFORMANCE CURVE

THE GORMAN-RUPP COMPANY • MANSFIELD, OHIO

GORMAN-RUPP OF CANADA LIMITED • ST. THOMAS, ONTARIO, CANADA Printed in U.S.A.

©Copyright by the Gorman-Rupp Company

PERFORMANCE CURVE – SECTION A

RECORDING MODEL AND SERIAL NUMBERS

Please record the pump model and serial number in the spaces provided below and in the separate Installation/Operation Manual accompanying your pump. Your Gorman-Rupp distributor needs this information when you require parts or service.

Pump Model: _____

Serial Number: _____

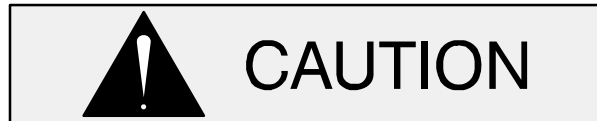
WARRANTY INFORMATION

The pump warranty is provided as part of Gorman-Rupp’s support program for customers who operate and maintain their equipment as described in this manual and other accompanying literature. Please note that should the equipment be abused or modified to change its performance beyond the original factory specifications, the warranty will become void and any claim will be denied.

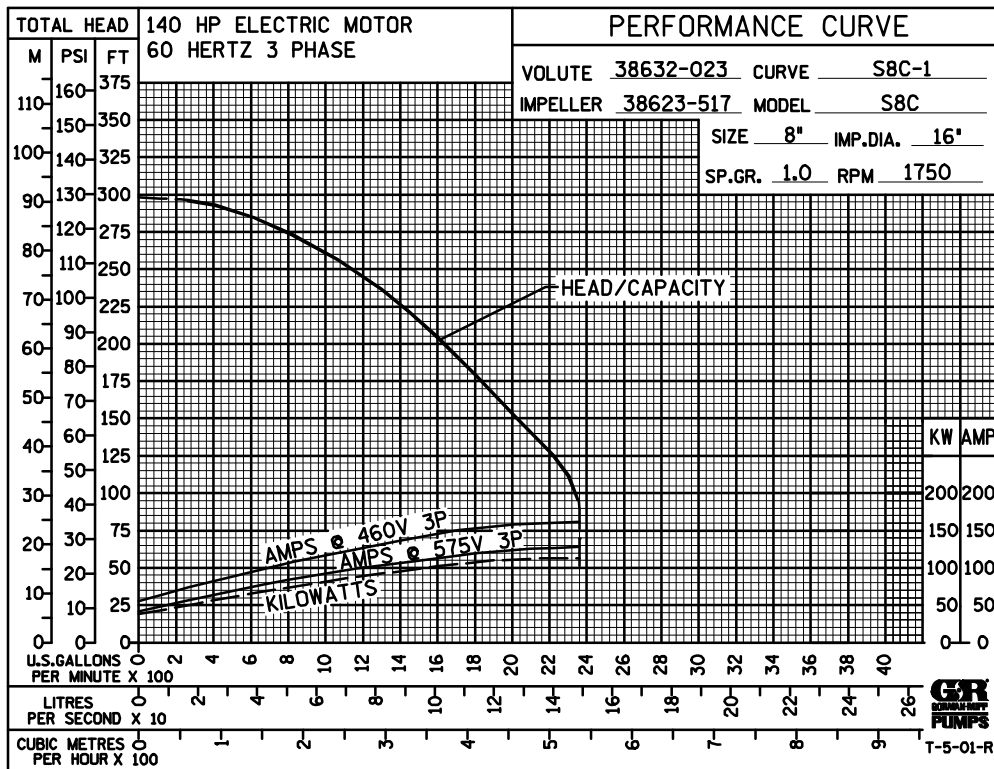
PERFORMANCE CURVES

The performance curve below is based on 70° F (21° C) clear water at sea level. Since pump installations are seldom identical, your performance may be different due to such factors as viscosity, specific gravity, elevation, temperature, and impeller trim.

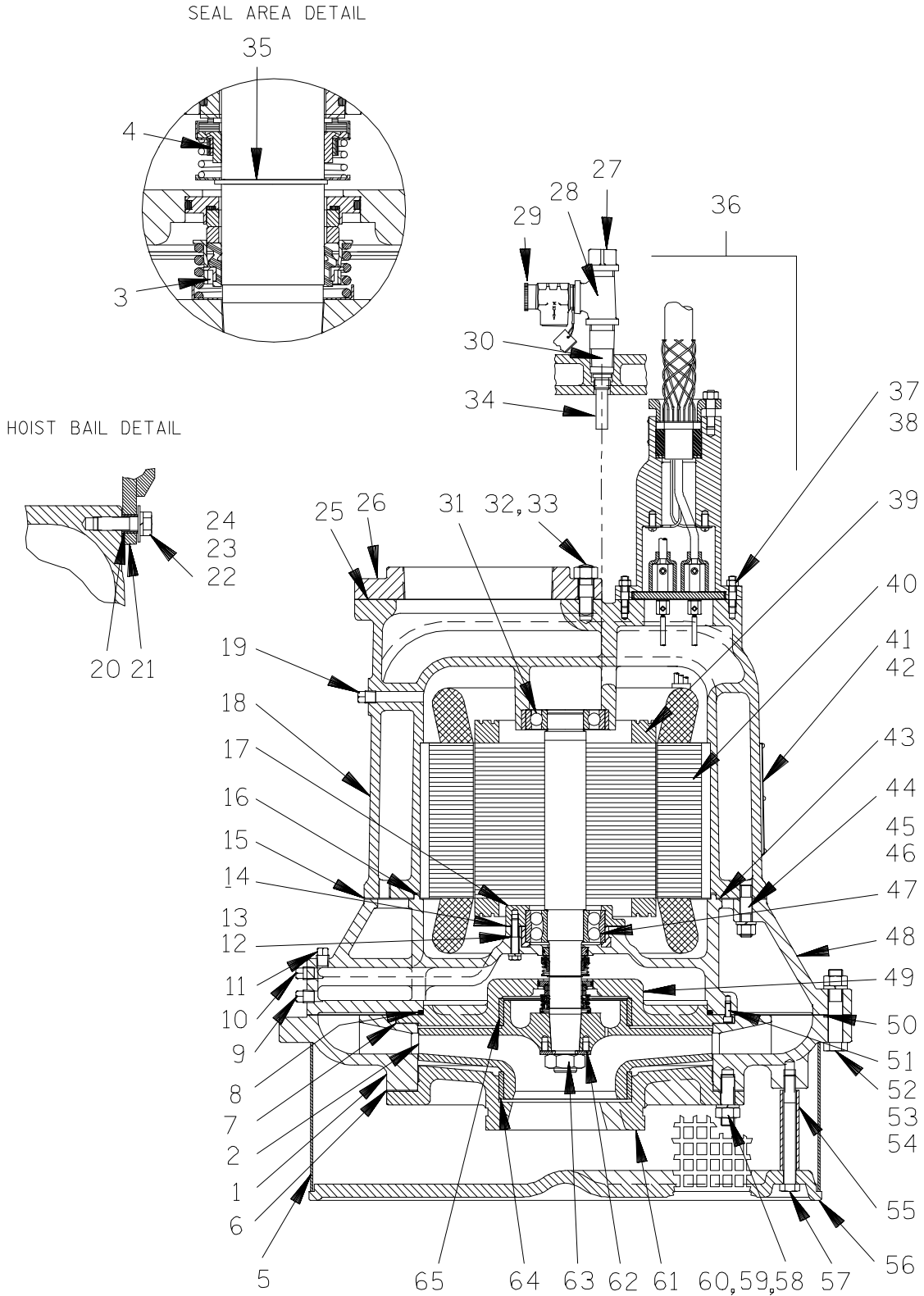
If your pump serial number is followed by an “N”, your pump is **NOT** a standard production model. Contact the Gorman-Rupp Company to verify performance or part numbers.



Pump speed and operating condition points must be within the continuous performance range shown on the curve(s).



Performance Curve – Model S8C1 460V 3P And S8C1 575V 3P



THE GORMAN—RUPP COMPANY • MANSFIELD, OHIO

GORMAN—RUPP OF CANADA LIMITED • ST. THOMAS, ONTARIO, CANADA Printed in U.S.A.

S8C1 460V/575V 3P

ACU

S/N 829729 UP

PUMP ISSUE 2

If your pump serial number is followed by an "N", your pump is NOT a standard production model. Contact the Gorman-Rupp Company to verify part numbers.

ITEM NO.	PART NAME	PART NUMBER	MAT'L CODE	QTY	ITEM NO.	PART NAME	PART NUMBER	MAT'L CODE	QTY
1	DIFFUSER	38632-023	11030	1	44	STUD	10443	17000	12
2 *	IMPELLER	38623-517	11030	1	45	HEX NUT	D10	17000	12
3 *	LOWER SEAL ASSY	46512-055	----	1	46	LOCKWASHER	J10	17000	12
4 *	UPPER SEAL ASSY	25271-947	----	1	47 *	LOWER BALL BEARING	23431-461	----	1
5 *	STRAINER SCREEN	10090	1599V	1	48	INTERMEDIATE	38261-022	13040	1
6 *	SUCTION HEAD GSKT	38683-817	20000	1	49	SEAL PLATE	38272-707	10010	1
7 *	DIFFUSER GSKT	38682-812	20000	1	50 *	DIFFUSER GSKT	38682-813	20000	1
8 *	SEAL PLATE O-RING	S2207	----	1	51	SOC HD CAPSCREW	BD0503	17000	6
9	SEAL DRAIN PLUG	P06	17000	1	52	HEX HD CAPSCREW	B1216	15991	20
10	MOTOR DRAIN PLUG	P06	17000	1	53	HEX NUT	D12	15991	20
11	SEAL FILL PLUG	P06	17000	1	54	LOCKWASHER	J12	15991	20
12	HEX HD CAPSCREW	B0608	15991	4	55	SPACER	31413-026	15079	6
13	LOCKWASHER	J06	15991	4	56	BASE PLATE	10036	13080	1
14 *	BEARING CAP GSKT	10085G	20000	1	57	HEX HD CAPSCREW	B1024	15991	6
15 *	MOTOR HOUSING GSKT	38684-703	20000	1	58	STUD	C1211	17000	8
16 *	MOTOR HOUSING GSKT	10038G	20000	1	59	HEX NUT	D12	17000	8
17 *	BEARING CAP	10085	10010	1	60	LOCKWASHER	J12	17000	8
18	MOTOR HOUSING ASSY	42822-015	24130	1	61	SUCTION HEAD	38246-033	10010	1
19	MOTOR CAVITY OIL LEVEL PLUG	P06	17000	1	62	IMPELLER WASHER	11199	17000	1
20	BAIL BUSHING	10045	15071	2	63	IMPELLER NUT	AT20S	17000	1
21	HOISTING BAIL	10039	2400V	1	64 *	WEAR RING	38691-309	14000	1
22	HEX HD CAPSCREW	B1210	15991	2	65 *	WEAR RING	38691-309	14000	1
23	LOCKWASHER	J12	15991	2					
24	FLAT WASHER	K12	15991	2					
25 *	DISCH FLANGE GSKT	1759G	18000	1					
26	DISCHARGE FLANGE	1759	10010	1					
27	PIPE CAP	V16	11999	1					
28	STREET TEE ASSY	14138	----	1					
29 *	PRESS RELIEF VALVE	14139	----	1					
30	CLOSE PIPE NIPPLE	THA1614	15079	1					
31 *	UPPER BALL BEARING	S1077	----	1					
32	DISCH FLANGE STUD	C1211	15991	8					
33	HEX NUT	D12	15991	8					
34	FILL TUBE ASSY	10040	24040	1					
35	RETAINING RING	S264	----	1					
36	TERMINAL HOUSING AND CABLE ASSY								
	-460V	47367-061	----	1					
	-575V	47367-028	----	1					
37	STUD	C0607	15991	6					
38	DEFORM LOCKNUT	DD06	15991	6					
39 *	ROTOR/SHAFT ASSY	47112-015	----	1					
40 *	STATOR ASSY								
	-460V	47113-011	----	1					
	-575V	47113-044	----	1					
41	NAME PLATE	2613CY	17020	1					
42	DRIVE SCREW	BM#04-03	17000	6					
43 *	MOTOR HOUSING GSKT	10062G	20000	1					

NOT SHOWN:									
	CONTROL BOX								
	-460V	27515-507	----	1					
	-575V	27515-517	----	1					
	* 1 QT SUB MOTOR OIL	9568	----	1					
	MOTOR VOLTAGE TAG								
	-460V	6588BL	----	1					
	-575V	6588BM	----	1					
	IMP KNOCKER	2177C	14070	1					
	HEATER PACK								
	-460V	27521-220	----	1					
	-575V	27521-219	----	1					
OPTIONAL:									
	REPAIR GASKET SET	11000V	----	1					
	HEAT-SHRINK TUBE & ADHESIVE KIT	48315-004	----	1					
	TERM POTTING KIT	12442A	----	1					
	ANODE PLATE ASSY	42116-002	----	1					
LIQUID LEVEL DEVICES:									
	DIAPHRAGM TYPE	GRP48-03	----	1					
		GRP48-06	----	1					
	FLOAT TYPE	27471-180	----	1					
	LIQ LEV CONTRL RELAY	27521-321	----	1					

* INDICATES PARTS RECOMMENDED FOR STOCK

THE GORMAN-RUPP COMPANY • MANSFIELD, OHIO

GORMAN-RUPP OF CANADA LIMITED • ST. THOMAS, ONTARIO, CANADA Printed in U.S.A.

S8C1 460V/575V 3P

ACU

S/N 829729 UP

PUMP ISSUE 2

460V 3P Terminal Housing And Cable Assembly 47367-061

If your pump serial number is followed by an "N", your pump is **NOT** a standard production model. Contact the Gorman-Rupp Company to verify part numbers.

ITEM NO.	PART NAME	PART NUMBER	MAT'L CODE	QTY
1	TERMINAL POST	38724-009	14100	3
2	TERMINAL COLLAR	10052A	14100	3
3	* HEAT-SHRINK TUBE	31417-030	19530	3
4	T-TYPE LOCKWASHER	AK06	15991	2
5	RD HD MACH SCREW	X0603	14990	2
6	TERMINAL	27214-058	---	1
7	TERMINAL WASHER	10659B	15991	1
8	* GLAND BUSHING	10758E	19100	1
9	INFORMATION PLATE	38816-047	17990	1
10	DRIVE SCREW	BM#04-03	17000	4
11	* CABLE GRIP	11227F	---	1
12	TERMINAL GLAND	10658	13040	1
13	* POWER CABLE	10325A	---	1
14	HEX NUT	D08	15991	2
15	STUD	C0808	15991	2
16	TERMINAL HOUSING	10088B	13040	1
17	TERMINAL	27214-065	---	1
18	AL HD SETSCREW	GA0602	14990	3
19	* TERMINAL PLT ASSY	11163	24010	1
20	* DYNA SEAL WASHER	S1586	---	3
21	AL HD SETSCREW	GA0501 1/2	14990	3

NOT SHOWN:

2 OZ RTV SEALANT 18771-106 --- 1

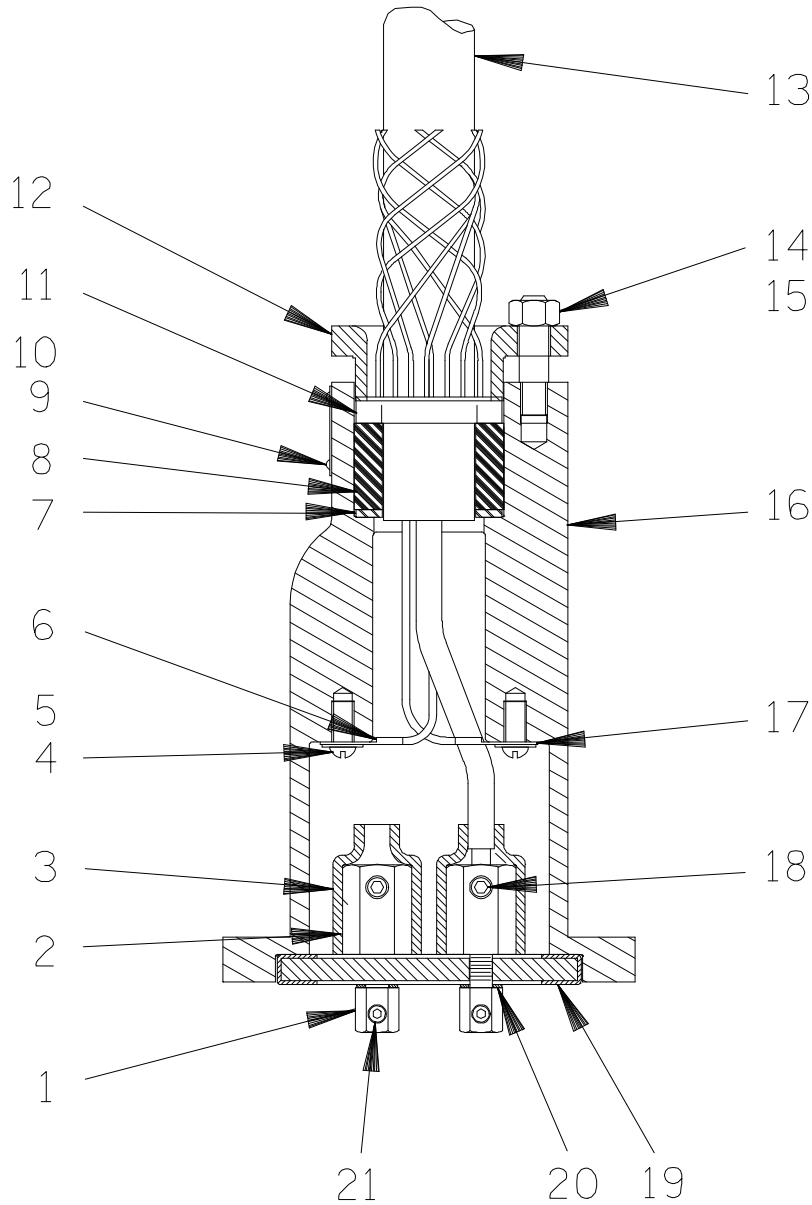
OPTIONAL:

HEAT SHRINK TERMINAL KIT 48315-004 --- 1

* INDICATES PARTS RECOMMENDED FOR STOCK

THE GORMAN-RUPP COMPANY • MANSFIELD, OHIO

GORMAN-RUPP OF CANADA LIMITED • ST. THOMAS, ONTARIO, CANADA Printed in U.S.A.



THE GORMAN-RUPP COMPANY • MANSFIELD, OHIO

GORMAN-RUPP OF CANADA LIMITED • ST. THOMAS, ONTARIO, CANADA Printed in U.S.A.

S8C1 460V/575V 3P

ACU

S/N 829729 UP

PUMP ISSUE 2

575V 3P Terminal Housing And Cable Assembly 47367-028

If your pump serial number is followed by an "N", your pump is **NOT** a standard production model. Contact the Gorman-Rupp Company to verify part numbers.

ITEM NO.	PART NAME	PART NUMBER	MAT'L CODE	QTY
1	TERMINAL POST	38724-009	14100	3
2	TERMINAL COLLAR	10052A	14100	3
3	* HEAT-SHRINK TUBE	31417-030	19530	3
4	T-TYPE LOCKWASHER	AK06	15991	2
5	RD HD MACH SCREW	X0603	14990	2
6	TERMINAL	27214-062	---	1
7	TERMINAL WASHER	31133-110	15991	1
8	* GLAND BUSHING	31144-001	19100	1
9	INFORMATION PLATE	38816-047	17990	1
10	DRIVE SCREW	BM#04-03	17000	4
11	* CABLE GRIP	11227H	---	1
12	TERMINAL GLAND	10658	13040	1
13	* POWER CABLE	10325L	---	1
14	HEX NUT	D08	15991	2
15	STUD	C0808	15991	2
16	TERMINAL HOUSING	10088B	13040	1
17	TERMINAL	S1550	---	1
18	AL HD SETSCREW	GA0602	14990	3
19	* TERMINAL PLT ASSY	11163	24010	1
20	* DYNA SEAL WASHER	S1586	---	3
21	AL HD SETSCREW	GA0501 1/2	14990	3

NOT SHOWN:

1 OZ RTV SEALANT	18771-106	---	1
------------------	-----------	-----	---

* INDICATES PARTS RECOMMENDED FOR STOCK

THE GORMAN-RUPP COMPANY • MANSFIELD, OHIO

GORMAN-RUPP OF CANADA LIMITED • ST. THOMAS, ONTARIO, CANADA Printed in U.S.A.

**For U.S. and International Warranty Information,
Please Visit www.grpumps.com/warranty
or call:
U.S.: 419-755-1280
International: +1-419-755-1352**

**For Canadian Warranty Information,
Please Visit www.grcanada.com/warranty
or call:
519-631-2870**