



PUMP MODELS
S4J1-E60 460/575/3

MANUAL
PART 2 of 3

PARTS
LIST
WITH
PERFORMANCE CURVE

THE GORMAN-RUPP COMPANY • MANSFIELD, OHIO

GORMAN-RUPP OF CANADA LIMITED • ST. THOMAS, ONTARIO, CANADA Printed in U.S.A.

www.gormanrupp.com

©Copyright by the Gorman-Rupp Company

PERFORMANCE CURVE – SECTION A

RECORDING MODEL AND SERIAL NUMBERS

Please record the pump model and serial number in the spaces provided below and in the separate Installation/Operation Manual accompanying your pump. Your Gorman-Rupp distributor needs this information when you require parts or service.

Pump Model: _____

Serial Number: _____

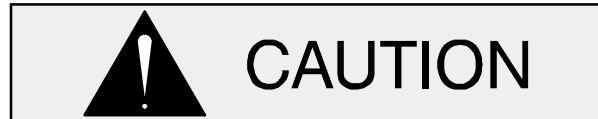
WARRANTY INFORMATION

The pump warranty is provided as part of Gorman-Rupp's support program for customers who operate and maintain their equipment as described in this manual and other accompanying literature. Please note that should the equipment be abused or modified to change its performance beyond the original factory specifications, the warranty will become void and any claim will be denied.

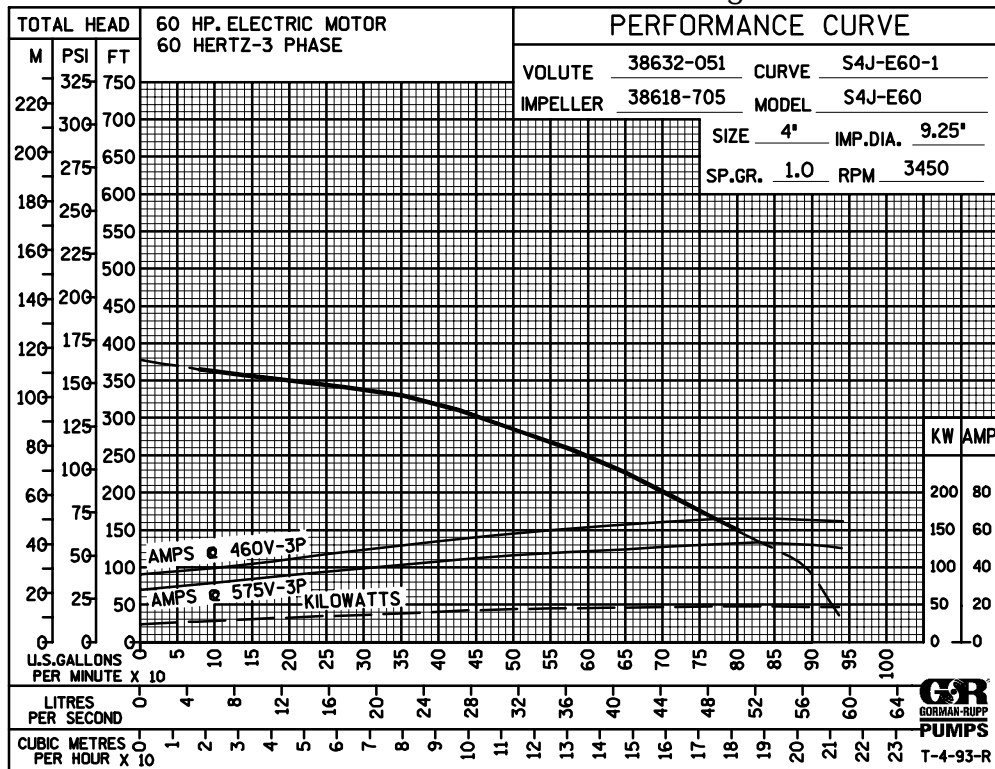
PERFORMANCE CURVES

The performance curves on the following page are based on 70° F (21° C) clear water at sea level. Since pump installations are seldom identical, your performance may be different due to such factors as viscosity, specific gravity, elevation, temperature, and impeller trim.

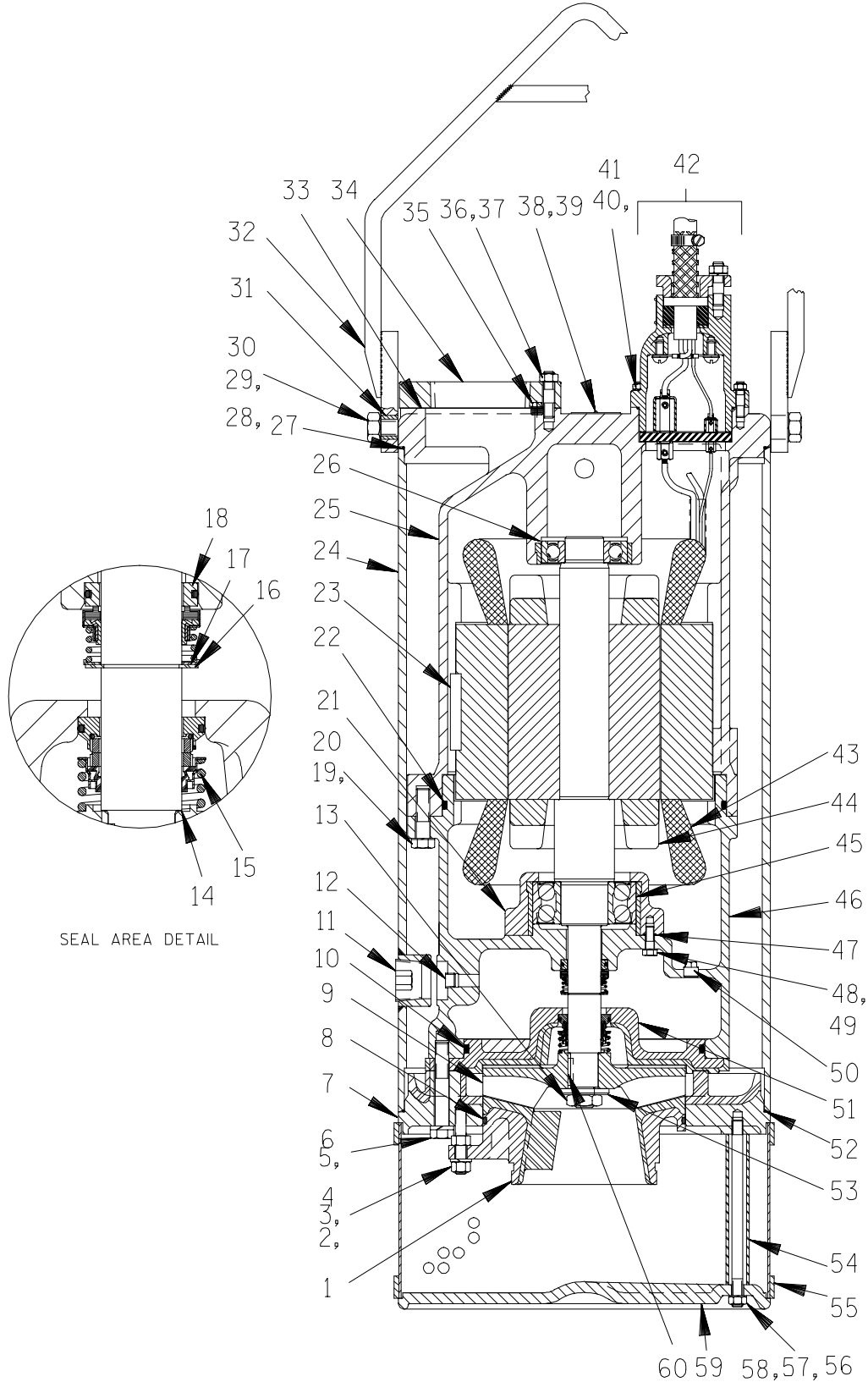
If your pump serial number is followed by an "N", your pump is **NOT** a standard production model. Contact the Gorman-Rupp Company to verify performance or part numbers.



Pump speed and operating condition points must be within the continuous performance range shown on the curve(s).



Performance Curve – Model S4J1-E60 460/575/3



THE GORMAN -- RUPP COMPANY • MANSFIELD, OHIO

GORMAN-RUPP OF CANADA LIMITED • ST. THOMAS, ONTARIO, CANADA Printed in U.S.A.

S4J1 -- E60 460/575/3

ACU

S/N 1256129 UP

PUMP ISSUE 3

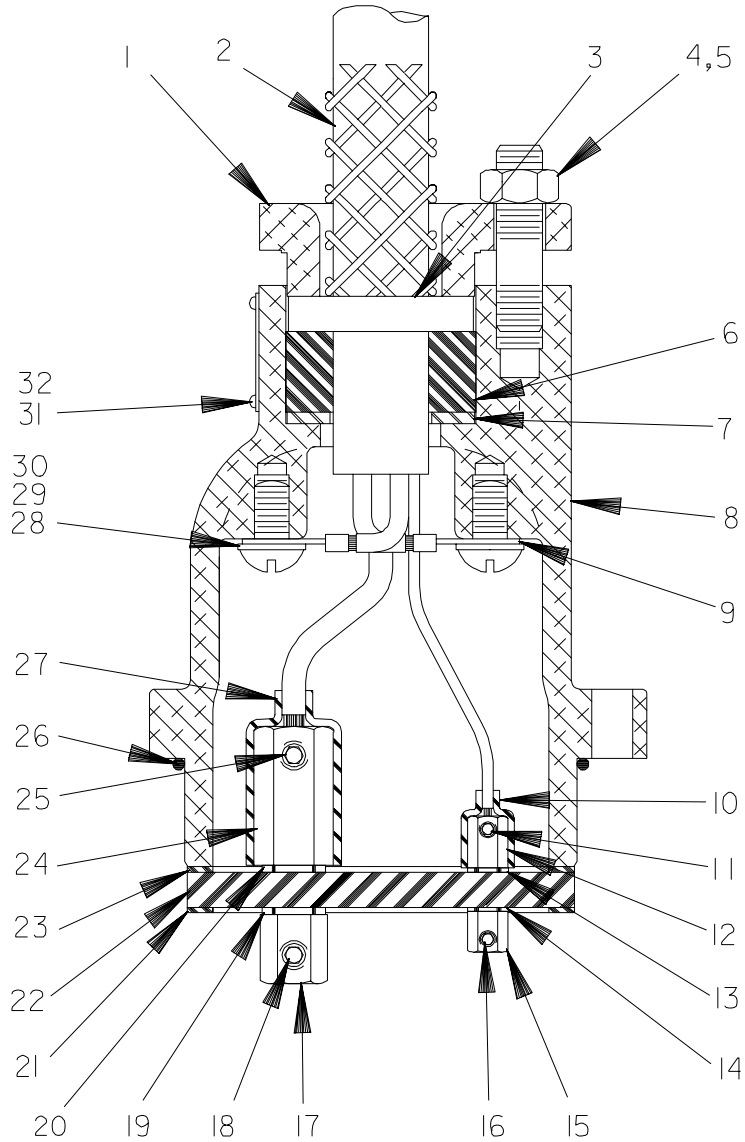
If your pump serial number is followed by an "N", your pump is NOT a standard production model. Contact the Gorman-Rupp Company to verify part numbers.

ITEM NO.	PART NAME	PART NUMBER	MAT'L CODE	QTY	ITEM NO.	PART NAME	PART NUMBER	MAT'L CODE	QTY
1	SUCTION HEAD	38246-040	24010	1		-460V	47113-047	---	1
2	THREADED ROD	31345-087	17000	6		-575V	47113-048	---	1
3	HEX NUT	D08	17000	12	44	ROTOR & SHAFT ASSY	47112-047	---	1
4	LOCK WASHER	J08	17000	6	45 *	LOWER BALL BEARING	23425-462	---	1
5	HEX HD CAPSCREW	B1016	17000	6	46	LOWER MOTOR HSG	38311-306	13040	1
6	LOCK WASHER	J10	17000	6	47	BRG CAP O-RING	25152-013	---	4
7	DIFFUSER	38632-066	24010	1	48	HEX HD CAPSCREW	B0605	15991	4
8 *	SUCT HEAD O-RING	25152-372	---	1	49	DYNA SEAL WASHER	S1586	---	4
9 *	IMPELLER	38618-705	1102H	1	50	PIPE PLUG	P06	15079	1
10 *	SEAL PLATE O-RING	S1990	---	1	51	SEAL PLATE	38272-529	24010	1
11	SOC HD PIPE PLUG	PC24	17000	1	52 *	MTR HOUSING O-RING	25152-282	---	1
12	SEAL DRAIN/FILL PLUG	PC06	17000	1	53 *	IMPELLER WASHER	31131-026	17000	1
13 *	IMPELLER NUT	AT14S	17000	1	54	STRAINER SUPPORT	31412-034	15079	6
14 *	IMP ADJ SHIM SET	37J	17090	1	55	STRAINER ASSY	46611-008	2415V	1
15 *	LOWER SEAL ASSY	46512-056	---	1	56	STUD	C0834	15991	6
16	RETAINING RING	S245	---	1	57	LOCK WASHER	J08	15991	6
17 *	SPRING HOLDER	25273-273	---	1	58	HEX NUT	D08	15991	6
18 *	UPPER SEAL ASSY	25271-903	---	1	59	BASE PLATE	38352-306	13080	1
19	HEX HD CAPSCREW	B1008	17000	6	60 *	IMPELLER KEY	N0405	17000	1
20	LOCK WASHER	J10	17000	6					
21	BEARING CAP	38322-421	13040	1		NOT SHOWN:			
22 *	LWR MTR HSG O-RING	S1676	---	1		MOTOR TAG			
23 *	STATOR KEY	N0812	17000	1		-460/3	6588BL	---	1
24	MOTOR HOUSING	38311-809	13000	1		-575V	6588BM	---	1
25	UPPER MOTOR HSG	38311-316	13000	1		CONTROL BOX			
26 *	UPPER BALL BEARING	23282-010	---	1		-460V	27515-525	---	1
27 *	MTR HOUSING O-RING	25152-282	---	1		-575V	27515-535	---	1
28	HEX HD CAPSCREW	B1208	15991	2		HEATER PACK			
29	LOCK WASHER	J12	15991	2		-460/3	27521-211	---	1
30	FLAT WASHER	K12	15991	2		-575/3	27521-210	---	1
31	BUSHING	10045	15071	2		IMPELLER PULLER	48711-018	---	1
32	HOISTING BAIL ASSY	44713-026	2415V	1		HEAT SHRINK TUBE	18763-249	---	1
33 *	DISCH FLANGE GASKET	38687-049	20000	1		INSTRUCTION TAG	38817-073	---	1
34	DISCHARGE FLANGE	38641-303	10010	1		G-R DECAL	GR-03	---	1
35	PIPE PLUG	P04	17000	1					
36	STUD	C0809	15991	6		OPTIONAL:			
37	HEX NUT	D08	15991	6		* REPAIR GASKET SET	48211-071	---	1
38	NAME PLATE	2613GH	17020	1		6" NPT DISCH FLANGE	38642-207	10010	1
39	DRIVE SCREW	BM#04-03	17000	2					
40	STUD	C0607	15991	4		LIQUID LEVEL DEVICES:			
41	DEFORM LOCKNUT	DD06	15991	4		DIAPHRAGM TYPE	GRP48-03 or GRP48-061		
42	TERM HSG/CABLE ASSY	47367-079	---	1		FLOAT TYPE	27471-180	---	1
43	STATOR ASSY					120V LIQ. LVL CONTROL	27521-321	---	1

* INDICATES PARTS RECOMMENDED FOR STOCK

THE GORMAN--RUPP COMPANY • MANSFIELD, OHIO

GORMAN--RUPP OF CANADA LIMITED • ST. THOMAS, ONTARIO, CANADA Printed in U.S.A.



THE GORMAN -- RUPP COMPANY • MANSFIELD, OHIO

GORMAN-RUPP OF CANADA LIMITED • ST. THOMAS, ONTARIO, CANADA Printed in U.S.A.

July 10, 2002

©Copyright by the Gorman-Rupp Company

S4J1 -- E60 460/575/3

ACU

S/N 1256129 UP

PUMP ISSUE 3

Terminal Housing And Cable Assembly

If your pump serial number is followed by an "N", your pump is **NOT** a standard production model. Contact the Gorman-Rupp Company to verify part numbers.

ITEM NO.	PART NAME	PART NUMBER	MAT'L CODE	QTY
1	TERMINAL GLAND	38381-614	13040	1
2	* CABLE - 50 FT	47325-006	---	1
3	* CABLE GRIP	11227K	---	1
4	STUD	C0808	15991	2
5	HEX NUT	D08	15991	2
6	GLAND BUSHING	31143-067	19100	1
7	TERMINAL WASHER	31133-122	15991	1
8	TERMINAL HOUSING	38381-237	13000	1
9	TERMINAL	27214-035	---	1
10	HEAT SHRINK TUBE	31412-056	19530	2
11	ALLEN HEAD SETSCREW	GA#10-01S	15991	2
12	TERMINAL COLLAR	31811-057	14100	2
13	* DYNA SEAL WASHER	S1590	---	2
14	* DYNA SEAL WASHER	S1590	---	2
15	TERMINAL POST	11181	14100	2
16	ALLEN HEAD SETSCREW	GA#10-01S	15991	2
17	TERMINAL POST	38724-009	14100	3
18	ALLEN HEAD SETSCREW	GA0501-1/2	14990	3
19	* DYNA SEAL WASHER	S1586	---	3
20	* DYNA SEAL WASHER	S1586	---	3
21	* TERMINAL PLATE GSKT	38687-529	20000	1
22	* TERMINAL PLATE	38711-001	23010	1
23	* TERMINAL PLATE GSKT	38687-529	20000	1
24	TERMINAL COLLAR	10144	14100	3
25	ALLEN HEAD SETSCREW	GA0501-1/2	14990	3
26	* O-RING	25152-155	---	1
27	HEAT-SHRINK TUBE	31413-014	19530	3
28	TERMINAL	S1550	---	1
29	RD HD MACHINE SCREW	X0603	14990	2
30	T TYPE LOCKWASHER	AK06	15991	2
31	DRIVE SCREW	BM#04-03	17000	4
32	INFORMATION PLATE	38816-145	17050	1
NOT SHOWN:				
	RTV SEALANT	18771-106	---	1 OZ
OPTIONAL:				
	HEAT SHRINK TERMINAL KIT	48315-010	---	1

* INDICATES PARTS RECOMMENDED FOR STOCK

THE GORMAN--RUPP COMPANY • MANSFIELD, OHIO

GORMAN-RUPP OF CANADA LIMITED • ST. THOMAS, ONTARIO, CANADA Printed in U.S.A.

**For U.S. and International Warranty Information,
Please Visit www.grpumps.com/warranty
or call:
U.S.: 419-755-1280
International: +1-419-755-1352**

**For Canadian Warranty Information,
Please Visit www.grcanada.com/warranty
or call:
519-631-2870**