

AC

Use With: OM-04151
MR-04301

PUBLICATION NUMBER PL-04226-05

Pump Issue 5

July 7, 1995

Supersedes:

Rev. C

OM-01718-05

OM-01719-05

PL-04238-05



PUMP MODELS
S2A1 115V 1P
S2A1 230V 1P

MANUAL
PART 2 of 3

PARTS
LIST

WITH
PERFORMANCE CURVE

THE GORMAN-RUPP COMPANY • MANSFIELD, OHIO

GORMAN-RUPP OF CANADA LIMITED • ST. THOMAS, ONTARIO, CANADA

Printed in U.S.A.

©Copyright by the Gorman-Rupp Company

PERFORMANCE CURVE – SECTION A

RECORDING MODEL AND SERIAL NUMBERS

Please record the pump model and serial number in the spaces provided below and in the separate Installation/Operation Manual accompanying your pump. Your Gorman-Rupp distributor needs this information when you require parts or service.

Pump Model: _____

Serial Number: _____

WARRANTY INFORMATION

The pump warranty is provided as part of Gorman-Rupp's support program for customers who operate and maintain their equipment as described in this manual and other accompanying literature. Please note that should the equipment be abused or modified to change its performance beyond the original factory specifications, the warranty will become void and any claim will be denied.

PERFORMANCE CURVES

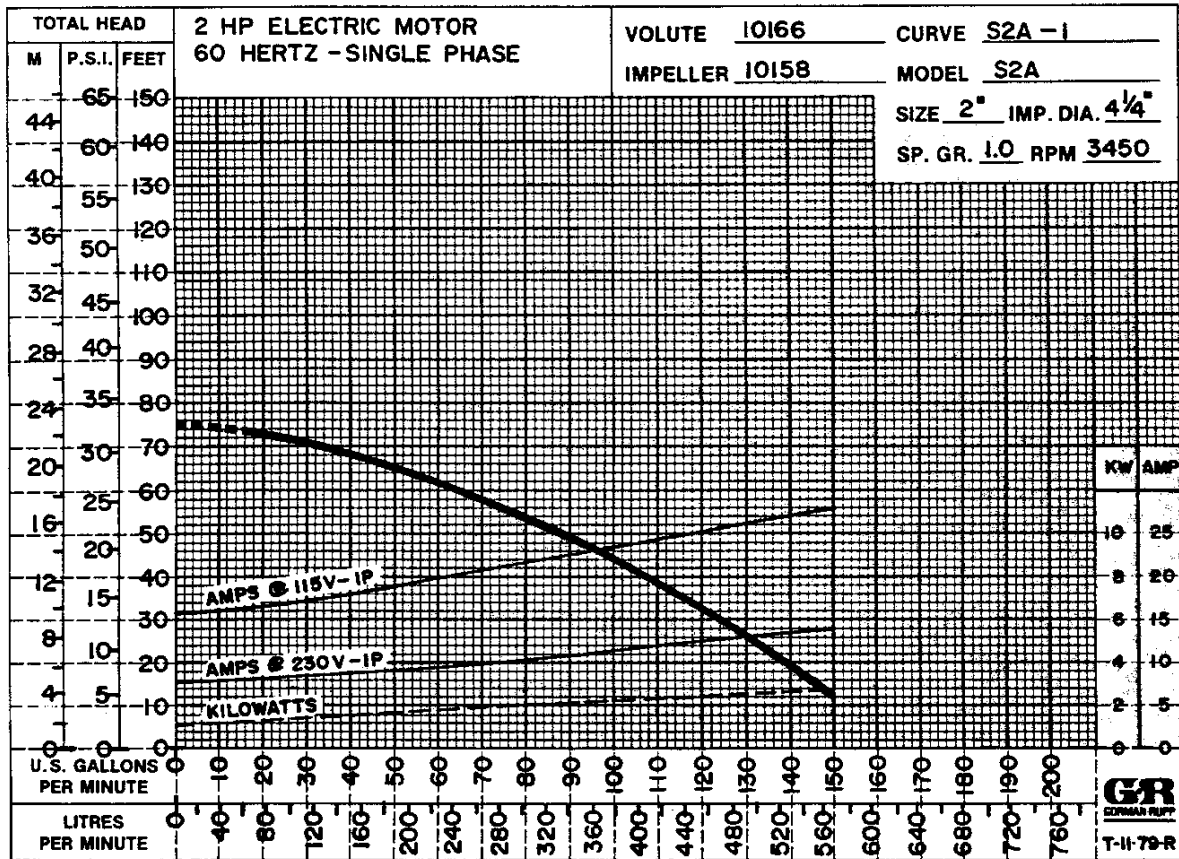
The performance curves on the following page are based on 70° F (21° C) clear water at sea level. Since pump installations are seldom identical, your performance may be different due to such factors as viscosity, specific gravity, elevation, temperature, and impeller trim.

If your pump serial number is followed by an "N", your pump is **NOT** a standard production model. Contact the Gorman-Rupp Company to verify performance or part numbers.



Pump speed and operating condition points must be within the continuous performance range shown on the curve(s).

This Page Intentionally Blank

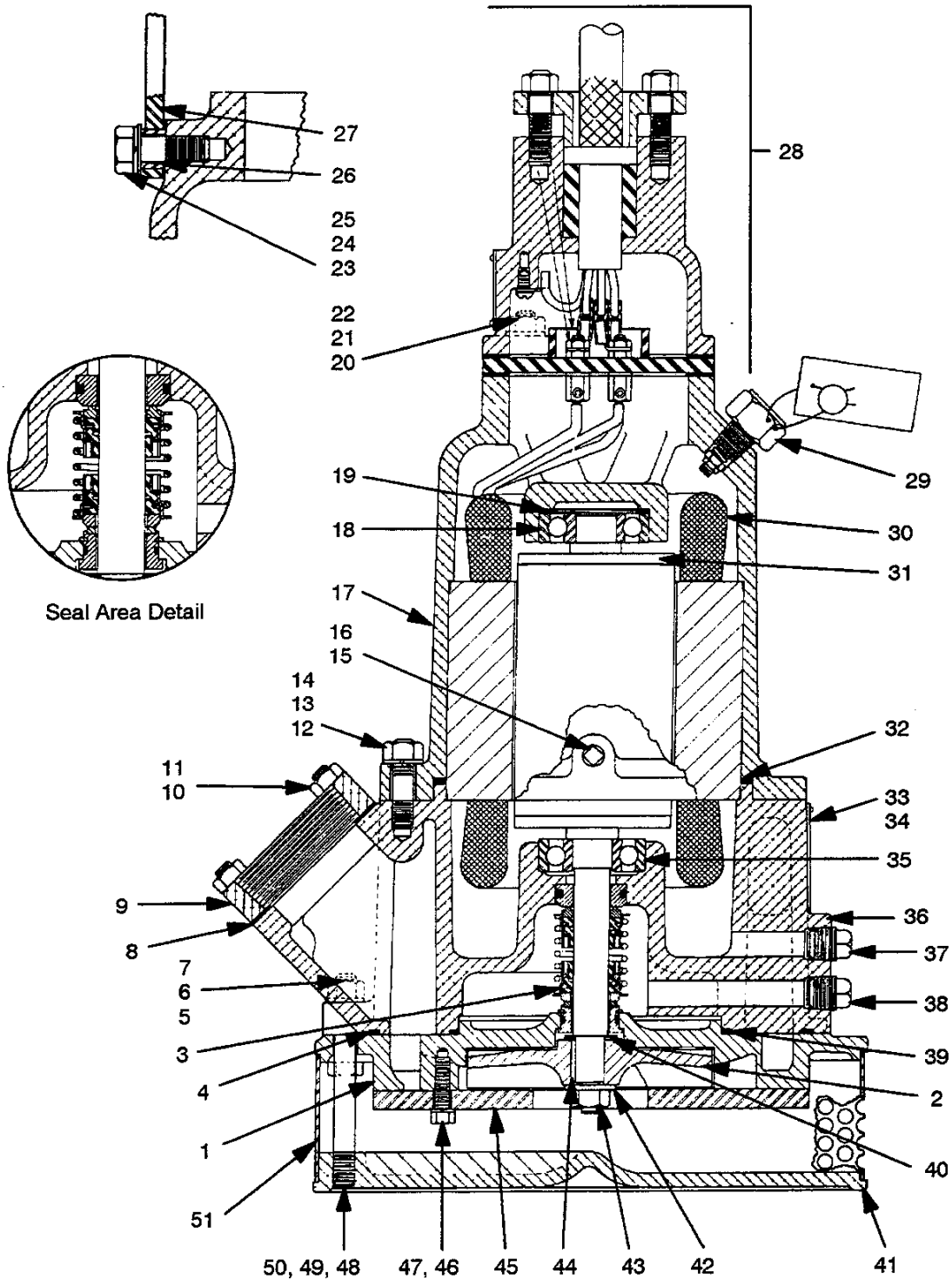


Performance Curve – Model S2A1 115V 1P And S2A1 230V 1P

AC

S2A1 115V 1P S2A1 230V 1P

S/N 831598 UP
PUMP ISSUE 5



THE GORMAN-RUPP COMPANY • MANSFIELD, OHIO

GORMAN-RUPP OF CANADA LIMITED • ST. THOMAS, ONTARIO, CANADA Printed in U.S.A.

©Copyright by the Gorman-Rupp Company

1 of 6

MARCH 24, 1986

Rev. C 01/19/98

Page 150.2 A1

S2A1 115V 1P S2A1 230V 1P

AC

S/N 831598 UP

PUMP ISSUE 5

If your pump serial number is followed by an "N", your pump is NOT a standard production model. Contact the Gorman-Rupp Company to verify part numbers.

ITEM NO.	PART NAME	PART NUMBER	MAT'L CODE	QTY	ITEM NO.	PART NAME	PART NUMBER	MAT'L CODE	QTY
1	DIFFUSER	10166	11030	1	38	SEAL CAVITY DRAIN/FILL PLUG	P04	17000	1
2 *	IMPELLER	10158	1100H	1	39 *	DIFFUSER GSKT	10308G	20000	1
3 *	SEAL ASSY	10214	---	1	40	IMP ADJ SHIM SET	669	14990	1
4 *	INTERMEDIATE GSKT	10181G	20000	1	41	BASE PLATE	10186	13040	1
5	HEX HD CAPSCREW	B0606	15991	3	42	IMPELLER WASHER	KB06	17000	1
6	HEX NUT	D06	15991	3	43	IMPELLER NUT	D06	17000	1
7	LOCKWASHER	J06	15991	3	44 *	IMPELLER KEY	N0202 1/2	17000	1
8 *	DISCH FLANGE GSKT	10195G	20000	1	45 *	WEAR PLATE	10161	15010	1
9	DISCHARGE FLANGE	10195	13040	1	46	HEX HD CAPSCREW	B0403	17000	3
10	STUD	C0506	15991	4	47	LOCKWASHER	J04	17090	3
11	HEX NUT	D05	15991	4	48	STUD	C0614 1/2	15991	3
12	STUD	C0606 1/2	15991	6	49	HEX NUT	D06	15991	3
13	HEX NUT	D06	15991	6	50	LOCKWASHER	J06	15991	3
14	LOCKWASHER	J06	15991	6	51 *	STRAINER SCREEN	10189	1500V	1
15	PIPE PLUG	P02	17000	1		NOT SHOWN:			
16	AL HD SETSCREW	GA0503	15990	1		CABLE TIE	27111-212	----	1
17	MOTOR HOUSING	10178	13040	1		CONTROL BOX ASSY			
18 *	UPPER BALL BRG	S1512	----	1		-115V 1P	47631-125	----	1
19	BRG SPRING WASHER	S1554	----	1		-230V 1P	47631-124	----	1
20	STUD	C0506	15991	4		SUB PUMP OIL	9568	----	1
21	HEX NUT	D05	15991	4		MOTOR VOLTAGE TAG			
22	LOCKWASHER	J05	15991	4		-115V 1P	38816-127	----	1
23	HEX HD CAPSCREW	B0604	15991	2		-230V 1P	38816-098	----	1
24	LOCKWASHER	J06	15991	2		IMPELLER PULLER	10770	----	1
25	FLAT WASHER	K06	15991	2		SEAL INSTALL TOOL	10876	14090	1
26	BUSHING	10194	15071	2		OPTIONAL:			
27	HOISTING BAIL	10185A	1502V	1		REPAIR GASKET KIT	11000A	----	1
28	TERMINAL HOUSING & CABLE ASSY					TERMINAL HOUSING w/75' CABLE			
	-115V 1P	47367-041	----	1		-115V 1P	47367-036	----	1
	-230V 1P	47367-048	----	1		-230V 1P	47367-044	----	1
29 *	RELIEF VALVE ASSY	46431-608	----	1		POTTING KIT	12442B	----	1
30	STATOR ASSY					STAGING ADAPTOR KIT	48272-001	----	1
	-115V 1P	47113-851	----	1		DISCHARGE ELBOW	11356	13040	1
	-230V 1P	47113-802	----	1		LIQUID LEVEL DEVICES:			
31	ROTOR ASSY	47112-801	----	1		DIAPHRAGM TYPE	GRP48-03 or GRP48-061		
32 *	MOTOR HOUSING GSKT	10178G	20000	1		FLOAT TYPE	27471-180	----	1
33	NAME PLATE	2613CS	17020	1		120V LIQ LVL CONTROL	47631-070	----	1
34	DRIVE SCREW	BM#04-03	17000	4					
35 *	LOWER BALL BRG	S1512	----	1					
36	INTERMEDIATE	10181	13040	1					
37	MTR HSG DRAIN PLUG	P04	17000	1					

* INDICATES PARTS RECOMMENDED FOR STOCK

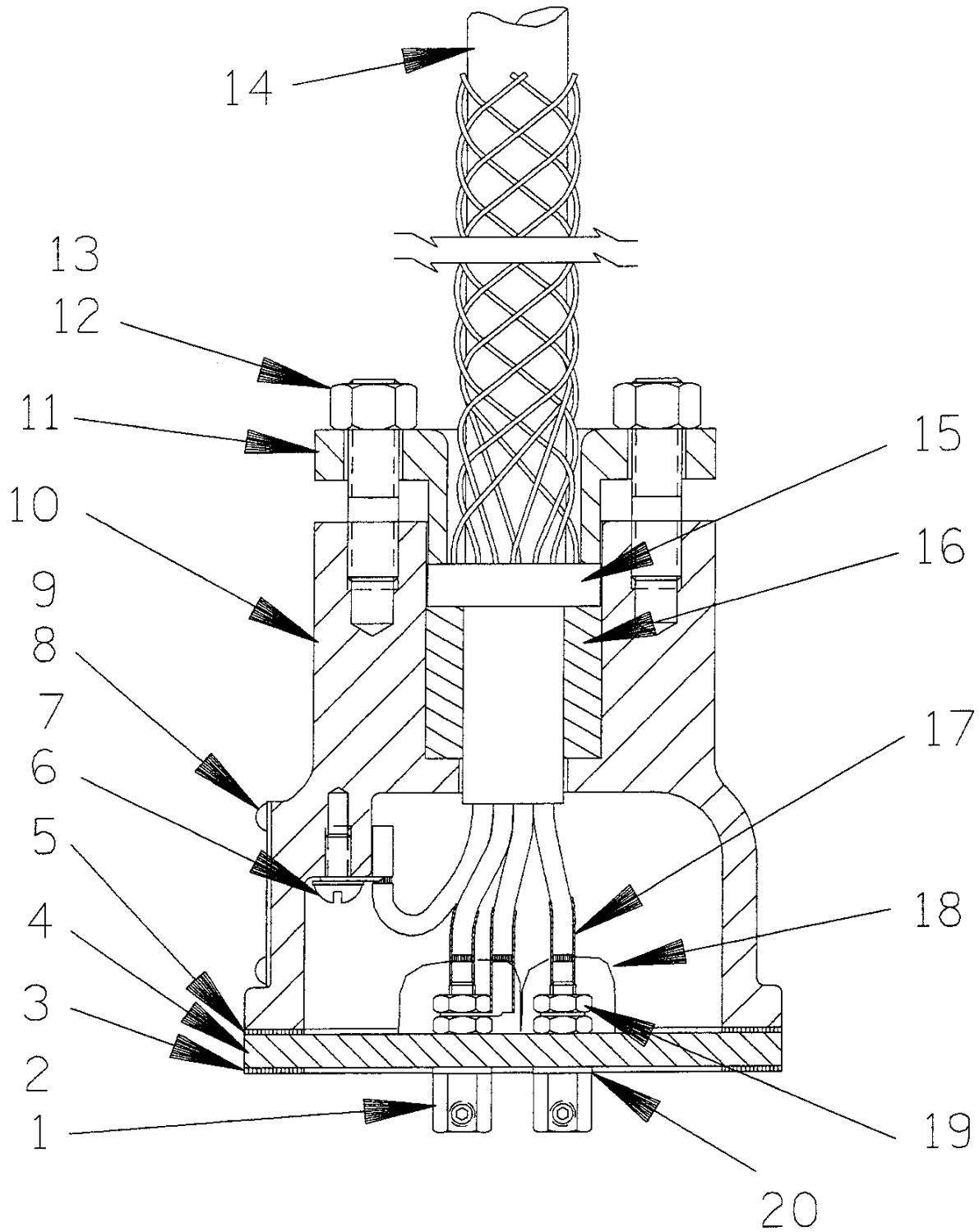
THE GORMAN-RUPP COMPANY • MANSFIELD, OHIO

GORMAN-RUPP OF CANADA LIMITED • ST. THOMAS, ONTARIO, CANADA Printed in U.S.A.

AC

S2A1 115V 1P
S2A1 230V 1P

S/N 831598 UP
PUMP ISSUE 5



THE GORMAN-RUPP COMPANY • MANSFIELD, OHIO

GORMAN-RUPP OF CANADA LIMITED • ST. THOMAS, ONTARIO, CANADA Printed in U.S.A.

©Copyright by the Gorman-Rupp Company

3 of 6

MARCH 24, 1986

Rev. C 01/19/98

Page 150.2 A1

S2A1 115V 1P S2A1 230V 1P

AC

S/N 831598 UP

PUMP ISSUE 5

115V Terminal Housing And Cable Assembly 47367-041

ITEM NO.	PART NAME	PART NUMBER	MAT'L CODE	QTY
1	TERMINAL	11181	14100	3
2	ALLEN HEAD SETSCREW	GA#10-01S	15991	3
3	* LOWER TERMINAL PLATE GASKET	10321G	20000	1
4	TERMINAL PLATE	10320A	23010	1
5	* UPPER TERMINAL PLATE GASKET	10321G	20000	1
6	ROUND HEAD MACHINE SCREW	X#10-01 1/2	14990	1
7	T TYPE LOCK WASHER	AK#10	15991	1
8	INFORMATION PLATE	38816-047	17990	1
9	DRIVE SCREW	BM#04-03	17000	4
10	TERMINAL HOUSING	10757	13040	1
11	TERMINAL CAP	10756B	13040	1
12	STUD	C0606	15991	2
13	HEX NUT	D06	15991	2
14	* CABLE ASSEMBLY	9166H	---	1
15	* CABLE GRIP	11227B	---	1
16	* GLAND BUSHING	10758F	19100	1
17	HEAT SHRINK TUBE	31411-203	19530	3
18	RTV SEALANT	18771-106	---	1
19	HEX NUT	D#10	14990	6
20	DYNA-SEAL WASHER	S1590	---	3
OPTIONAL:				
	HEAT SHRINK TERMINAL KIT	48315-008	---	1

* INDICATES PARTS RECOMMENDED FOR STOCK

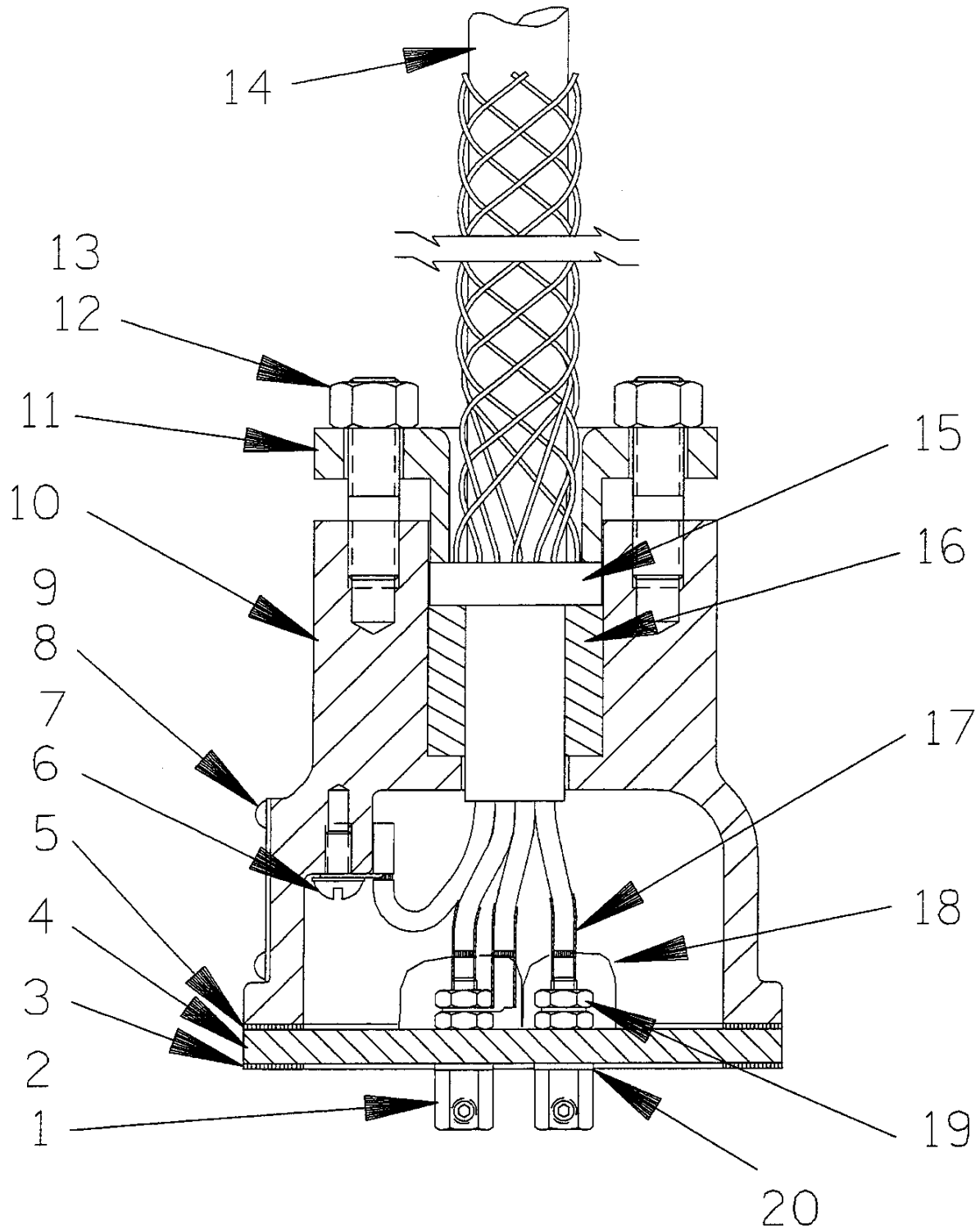
THE GORMAN-RUPP COMPANY • MANSFIELD, OHIO

GORMAN-RUPP OF CANADA LIMITED • ST. THOMAS, ONTARIO, CANADA Printed in U.S.A.

AC

S2A1 115V 1P
S2A1 230V 1P

S/N 831598 UP
PUMP ISSUE 5



THE GORMAN-RUPP COMPANY • MANSFIELD, OHIO

GORMAN-RUPP OF CANADA LIMITED • ST. THOMAS, ONTARIO, CANADA Printed in U.S.A.

©Copyright by the Gorman-Rupp Company

5 of 6

MARCH 24, 1986

Rev. C 01/19/98

Page 150.2 A1

S2A1 115V 1P
S2A1 230V 1P

AC

S/N 831598 UP

PUMP ISSUE 5

230V Terminal Housing And Cable Assembly 47367-048

ITEM NO.	PART NAME	PART NUMBER	MAT'L CODE	QTY
1.	TERMINAL	11181	14100	3
2	ALLEN HEAD SETSCREW	GA#10-01S	15991	3
3	* LOWER TERMINAL PLATE GASKET	10321G	20000	1
4	TERMINAL PLATE	10320A	23010	1
5	* UPPER TERMINAL PLATE GASKET	10321G	20000	1
6	ROUND HEAD MACHINE SCREW	X#10-01 1/2	14990	1
7	T TYPE LOCK WASHER	AK#10	15991	1
8	INFORMATION PLATE	38816-047	17990	1
9	DRIVE SCREW	BM#04-03	17000	4
10	TERMINAL HOUSING	10757	13040	1
11	TERMINAL CAP	10756C	13040	1
12	STUD	C0606	15991	2
13	HEX NUT	D06	15991	2
14	* CABLE ASSEMBLY	10551A	---	1
15	* CABLE GRIP	11227A	---	1
16	* GLAND BUSHING	10758H	19100	1
17	HEAT SHRINK TUBE	31411-203	19530	3
18	RTV SEALANT	18771-106	---	1
19	HEX NUT	D#10	14990	6
20	DYNA-SEAL WASHER	S1590	---	3
OPTIONAL:				
	HEAT SHRINK TERMINAL KIT	48315-008	---	1

* INDICATES PARTS RECOMMENDED FOR STOCK

THE GORMAN-RUPP COMPANY • MANSFIELD, OHIO

GORMAN-RUPP OF CANADA LIMITED • ST. THOMAS, ONTARIO, CANADA Printed in U.S.A.

**For U.S. and International Warranty Information,
Please Visit www.grpumps.com/warranty**

or call:

U.S.: 419-755-1280

International: +1-419-755-1352

**For Canadian Warranty Information,
Please Visit www.grcanada.com/warranty**

or call:

519-631-2870

THE GORMAN-RUPP COMPANY • MANSFIELD, OHIO

GORMAN-RUPP OF CANADA LIMITED • ST. THOMAS, ONTARIO, CANADA