

AC


Use With: OM-04151
MR-04280

PUBLICATION NUMBER PL-04252-02

Pump Issue 2

June 14, 1995

Supersedes: OM-01245-02



**PUMP MODEL
S2B18 115V 1P**

**MANUAL
PART 2 of 3**

**PARTS
LIST**

**WITH
PERFORMANCE CURVE**

THE GORMAN-RUPP COMPANY • MANSFIELD, OHIO

GORMAN-RUPP OF CANADA LIMITED • ST. THOMAS, ONTARIO, CANADA Printed in U.S.A.

©Copyright by the Gorman-Rupp Company

PERFORMANCE CURVE – SECTION A

RECORDING MODEL AND SERIAL NUMBERS

Please record the pump model and serial number in the spaces provided below and in the separate Installation/Operation Manual accompanying your pump. Your Gorman-Rupp distributor needs this information when you require parts or service.

Pump Model: _____

Serial Number: _____

WARRANTY INFORMATION

The pump warranty is provided as part of Gorman-Rupp's support program for customers who operate and maintain their equipment as described in this manual and other accompanying literature. Please note that should the equipment be abused or modified to change its performance beyond the original factory specifications, the warranty will become void and any claim will be denied.

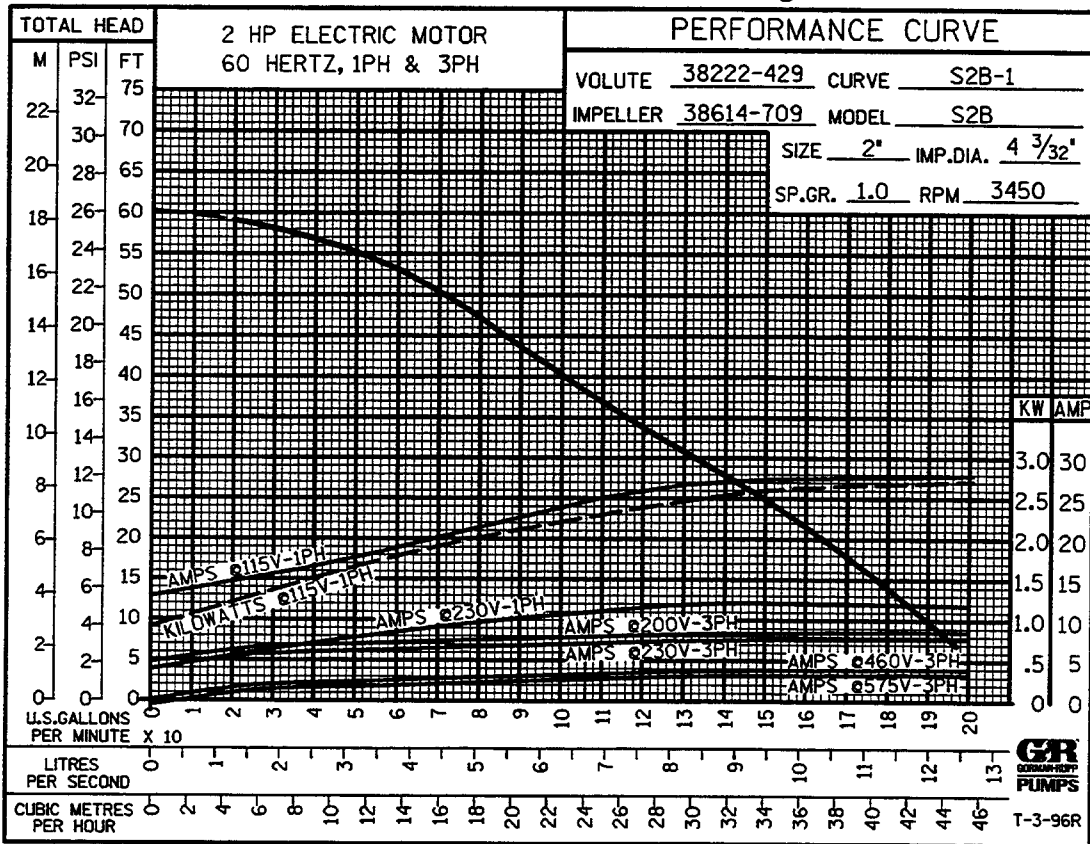
PERFORMANCE CURVES

The performance curves on the following page are based on 70° F (21° C) clear water at sea level. Since pump installations are seldom identical, your performance may be different due to such factors as viscosity, specific gravity, elevation, temperature, and impeller trim.

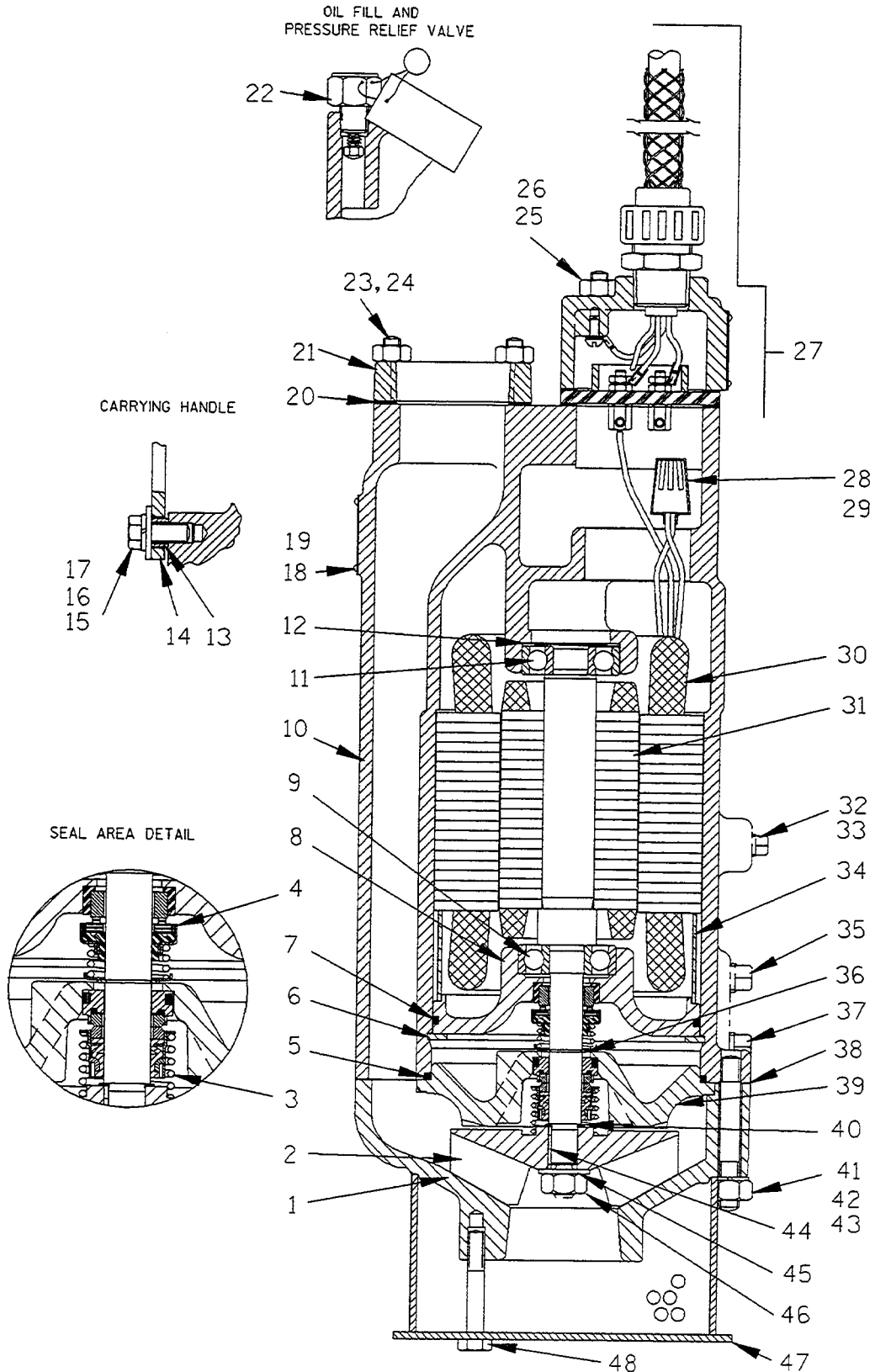
If your pump serial number is followed by an "N", your pump is **NOT** a standard production model. Contact the Gorman-Rupp Company to verify performance or part numbers.



Pump speed and operating condition points must be within the continuous performance range shown on the curve(s).



Performance Curve – Model S2B18 115V 1P



THE GORMAN-RUPP COMPANY • MANSFIELD, OHIO

GORMAN-RUPP OF CANADA LIMITED • ST. THOMAS, ONTARIO, CANADA

Printed in U.S.A.

S/N 838616 Up
PUMP ISSUE 2

If your pump serial number is followed by an "N", your pump is **NOT** a standard production model. Contact the Gorman-Rupp Company to verify part numbers.

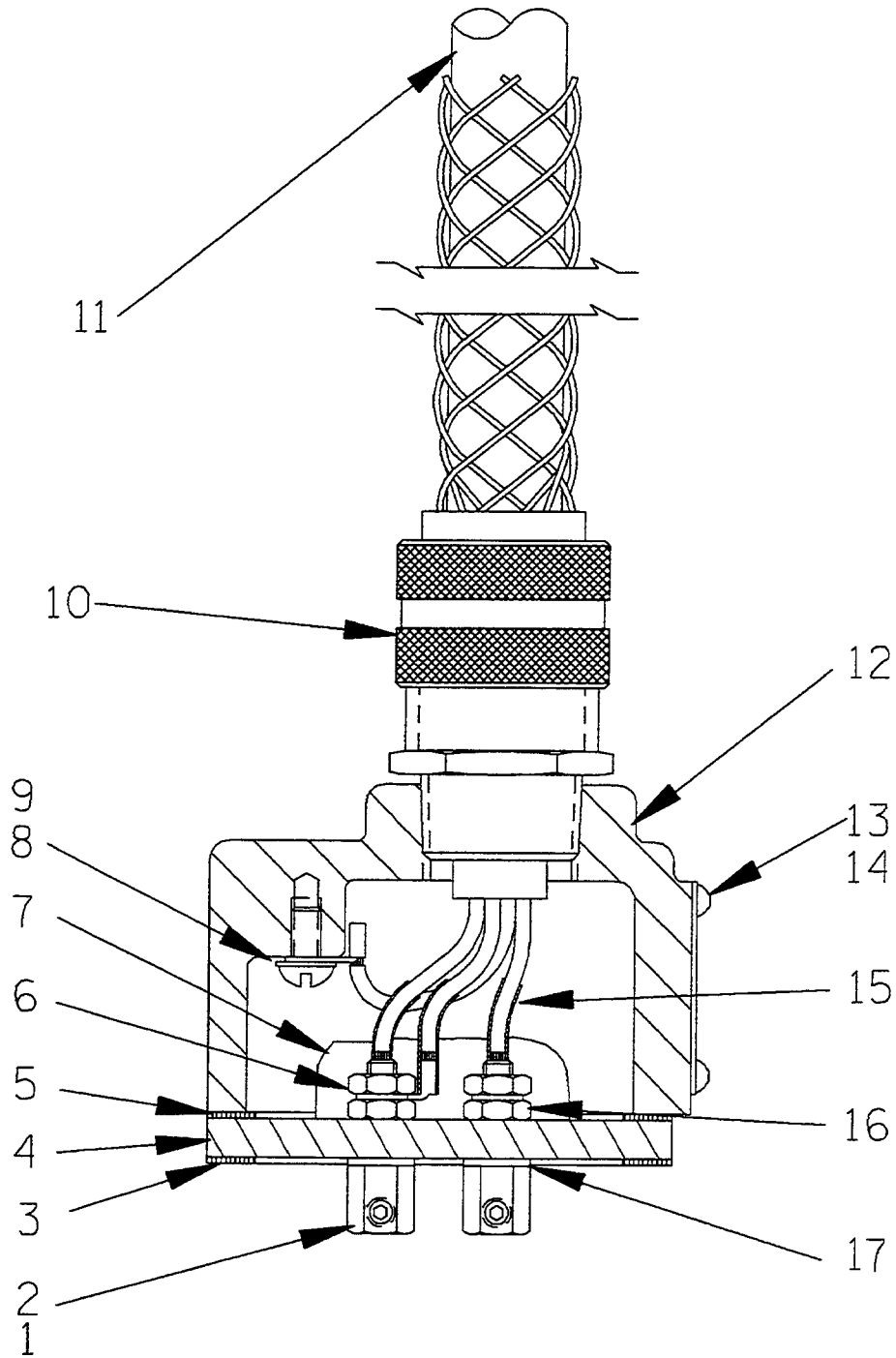
ITEM NO.	PART NAME	PART NUMBER	MAT'L CODE	QTY	ITEM NO.	PART NAME	PART NUMBER	MAT'L CODE	QTY
1	SUCTION CASING	38222-429	1718H	1	33	PIPE PLUG	P02	17000	1
2 *	IMPELLER	38614-709	1718H	1	34	MOTOR BUSHING	31173-018	23010	1
3 *	LOWER SEAL ASSY	46512-036	----	1	35	PIPE PLUG	P04	17000	1
4 *	UPPER SEAL ASSY	25271-824	----	1	36	SEAL SNAP RING	S668	----	1
5 *	SEAL PLATE O-RING	25152-250	----	1	37	SEAL CVTY DRAIN PLUG	P04	17000	1
6	RETAINING RING	24121-077	----	1	38 *	SUCT CASING GSKT	38674-807	20000	1
7 *	INTERMEDIATE O-RING	25152-248	----	1	39	SEAL PLATE	38272-830	1718H	1
8	INTERMEDIATE BRACKET	38261-015	13040	1	40 *	IMP ADJ SHIM SET	13130	17000	1
9 *	LOWER BALL BEARING	S1512	----	1	41	STUD	C0610	17000	4
10	MOTOR HOUSING	38311-016	13040	1	42	LOCK WASHER	J06	17000	4
11 *	UPPER BALL BEARING	S1512	----	1	43	HEX NUT	D06	17000	4
12	BRG SPRING WASHER	S1554	----	1	44 *	IMPELLER KEY	N0202-1/2	17000	1
13 *	BAIL BUSHING	10194	17090	2	45	FLAT WASHER	21161-808	----	1
14	HOIST BAIL	10185A	1502V	1	46	IMPELLER NUT	D06	17000	1
15	HEX HD CAPSCREW	B0604	17000	2	47 *	STRAINER ASSY	46611-005	24170	1
16	FLAT WASHER	KB06	17000	2	48	NYLOCK CAPSCREW	BT0508	17000	4
17	LOCK WASHER	J06	17000	2	NOT SHOWN:				
18	NAME PLATE	38814-055	17000	1		CABLE TIE	27111-212	----	1
19	DRIVE SCREW	BM#04-03	17000	4		CONTROL BOX	47631-125	----	1
20 *	DISCH FLANGE GSKT	10195G	20000	1		SUB. PUMP OIL	9568	----	1
21	DISCHARGE FLANGE	10195	13040	1		MOTOR VOLTAGE TAG	38816-127	-----	1
22 *	RELIEF VALVE ASSY	46431-608	----	1	OPTIONAL:				
23	STUD	C0506	17000	4		* REPAIR GASKET SET	11000T	----	1
24	HEX NUT	D05	17000	4		STAGING ADAPTOR KIT	48272-002	----	1
25	STUD	C0511	17000	4		ANODE PLATE ASSY	42116-001	----	1
26	HEX NUT	D05	17000	4	LIQUID LEVEL DEVICES:				
27	TERM HSG/CABLE ASSY	47367-052	----	1		- DIAPHRAGM TYPE	GRP48-03 or GRP48-061		
28	CONNECTOR	DOES NOT APPLY				- FLOAT TYPE	27471-180	----	1
29 *	HEAT-SHRINK TUBE	DOES NOT APPLY				120V LIQ LVL CONTROL	47631-070	----	1
30	STATOR	47113-851	----	1					
31 *	ROTOR W/SHAFT ASSY	47112-801	----	1					
32	ALLEN HD SETSCREW	GA0501-1/4	15990	1					

* INDICATES PARTS RECOMMENDED FOR STOCK

Above Serial Numbers Do Not Apply To Pumps Made In Canada.

CANADIAN SERIAL NO. AND UP

THE GORMAN-RUPP COMPANY • MANSFIELD, OHIO



THE GORMAN-RUPP COMPANY • MANSFIELD, OHIO

GORMAN-RUPP OF CANADA LIMITED • ST. THOMAS, ONTARIO, CANADA

Printed in U.S.A.

3 of 4

S/N 838616 Up
PUMP ISSUE 2

Terminal Housing

If your pump serial number is followed by an "N", your pump is **NOT** a standard production model. Contact the Gorman-Rupp Company to verify part numbers.

ITEM NO.	PART NAME	PART NUMBER	MAT'L CODE	QTY
1	TERMINAL	11181	14100	3
2	ALLEN HD SETSCREW	GA#10-01S	15991	3
3	* LOWER FLANGE GASKET	10195G	20000	1
4	TERMINAL PLATE	38713-007	23010	1
5	* UPPER FLANGE GASKET	10195G	20000	1
6	HEX NUT	D#10	14990	3
7	1 OZ RTV SEALANT	18771-106	---	1
8	ROUND HEAD MACHINE SCREW	X#10-01 1/2	14990	1
9	T TYPE LOCK WASHER	AK#10	15991	1
10	CABLE GRIP	27111-011	---	1
11	* CABLE ASSEMBLY	9166H	---	1
12	TERMINAL HOUSING	38381-224	13040	1
13	DRIVE SCREW	BM#04-03	17000	4
14	INFORMATION PLATE	38816-047	17990	1
15	* HEAT-SHRINK TUBE	31411-203	19530	3
16	HEX NUT	D#10	14990	3
17	* DYNA-SEAL WASHER	S1590	---	3

OPTIONAL:

HEAT SHRINK TERMINAL KIT	48315-008	---	1
--------------------------	-----------	-----	---

* INDICATES PARTS RECOMMENDED FOR STOCK

**For U.S. and International Warranty Information,
Please Visit www.grpumps.com/warranty
or call:
U.S.: 419-755-1280
International: +1-419-755-1352**

**For Canadian Warranty Information,
Please Visit www.grcanada.com/warranty
or call:
519-631-2870**