

AC

Use With: OM--04151  
MR--04152

PUBLICATION NUMBER PL--04671--01  
May 1, 1997 Rev. B 08/13/98



**PUMP MODELS**  
**S4C1 – E10 230/460/575/3**

**MANUAL**  
**PART 2 of 3**

**PARTS**  
**LIST**  
**WITH**  
**PERFORMANCE CURVE**

**THE GORMAN-RUPP COMPANY • MANSFIELD, OHIO**

GORMAN-RUPP OF CANADA LIMITED • ST. THOMAS, ONTARIO, CANADA Printed in U.S.A.

©Copyright by the Gorman-Rupp Company

## PERFORMANCE CURVE – SECTION A

### RECORDING MODEL AND SERIAL NUMBERS

Please record the pump model and serial number in the spaces provided below and in the separate Installation/Operation Manual accompanying your pump. Your Gorman-Rupp distributor needs this information when you require parts or service.

Pump Model: \_\_\_\_\_

Serial Number: \_\_\_\_\_

### WARRANTY INFORMATION

The pump warranty is provided as part of Gorman-Rupp's support program for customers who operate and maintain their equipment as described in this manual and other accompanying literature. Please note that should the equipment be abused or modified to change its performance beyond the original factory specifications, the warranty will become void and any claim will be denied.

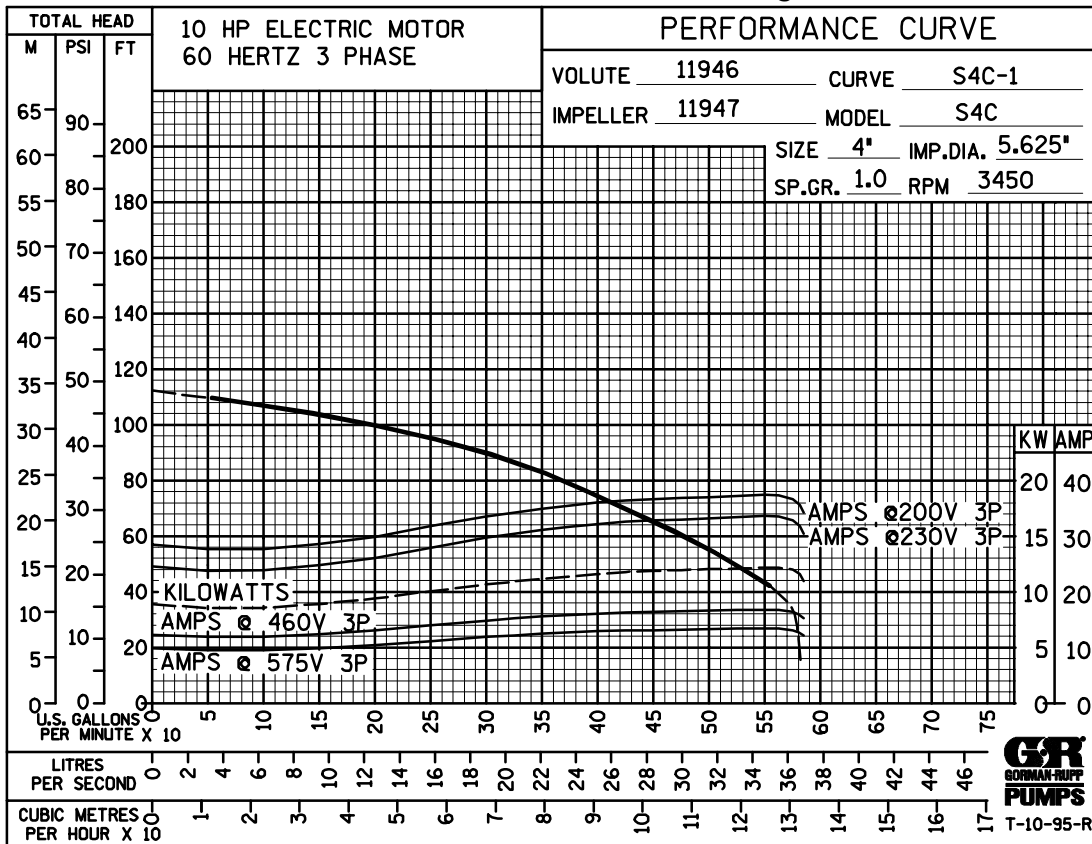
### PERFORMANCE CURVES

The performance curve below is based on 70° F (21° C) clear water at sea level. Since pump installations are seldom identical, your performance may be different due to such factors as viscosity, specific gravity, elevation, temperature, and impeller trim.

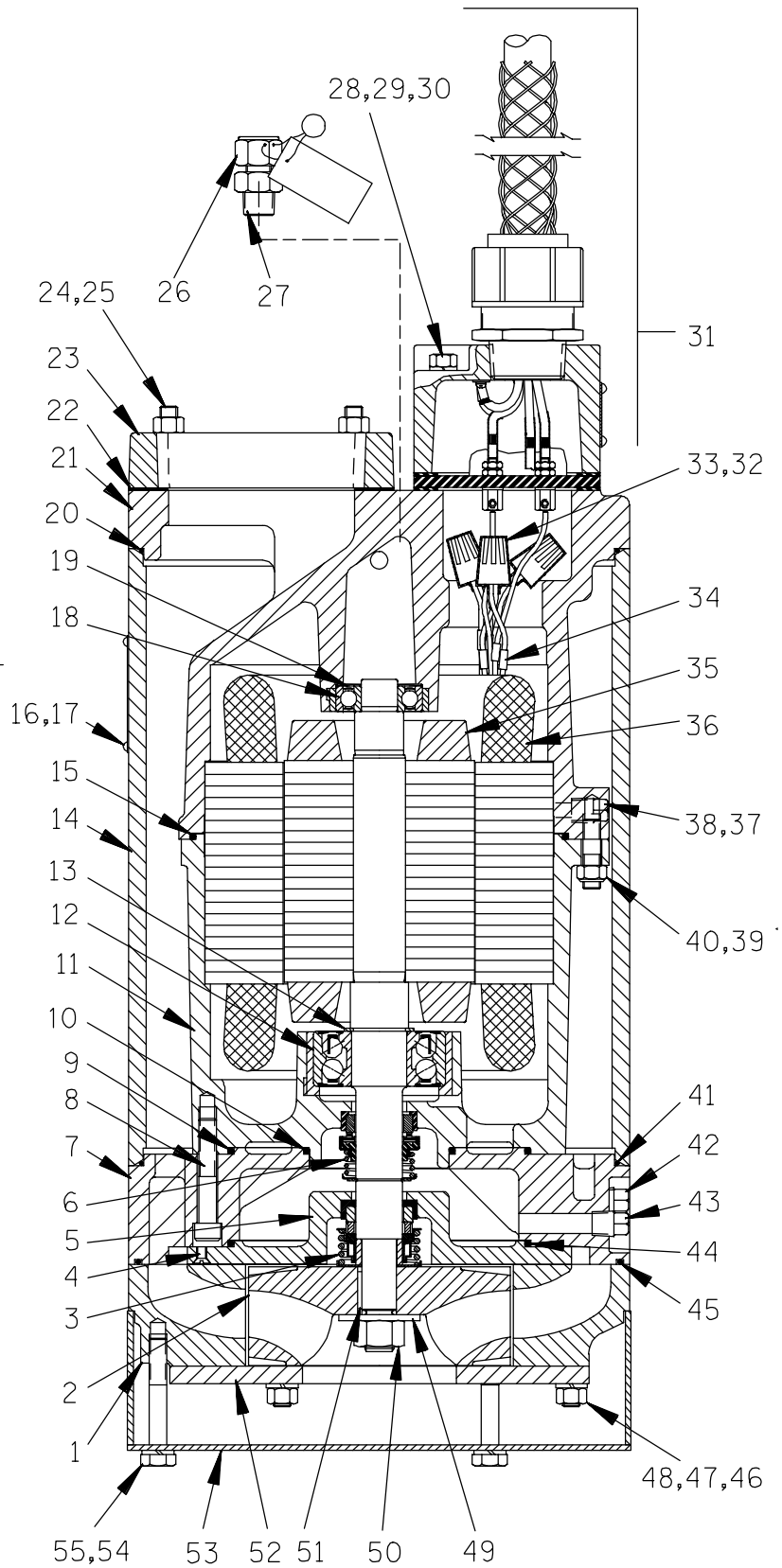
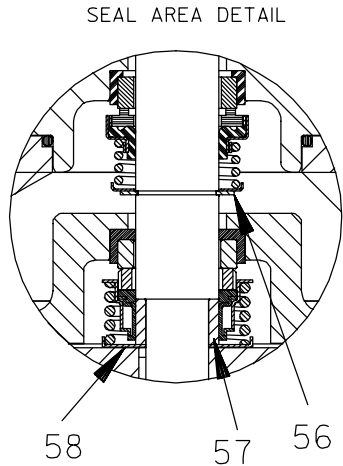
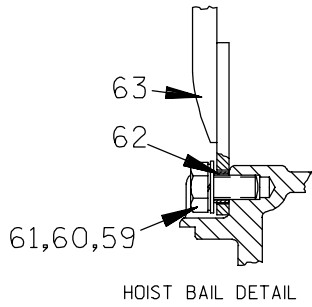
If your pump serial number is followed by an "N", your pump is **NOT** a standard production model. Contact the Gorman-Rupp Company to verify performance or part numbers.



Pump speed and operating condition points must be within the continuous performance range shown on the curve(s).



Performance Curve – Models S4C1 – E10 230/460/575/3



**THE GORMAN-RUPP COMPANY • MANSFIELD, OHIO**

MAY 1, 1997

GORMAN-RUPP OF CANADA LIMITED • ST. THOMAS, ONTARIO, CANADA

Printed in U.S.A.

1 of 6

Rev. B 08/13/98

©Copyright by the Gorman-Rupp Company

Page 150.4 C2.5

S/N 1139725 Up  
PUMP ISSUE 1

If your pump serial number is followed by an "N", your pump is **NOT** a standard production model. Contact the Gorman-Rupp Company to verify part numbers.

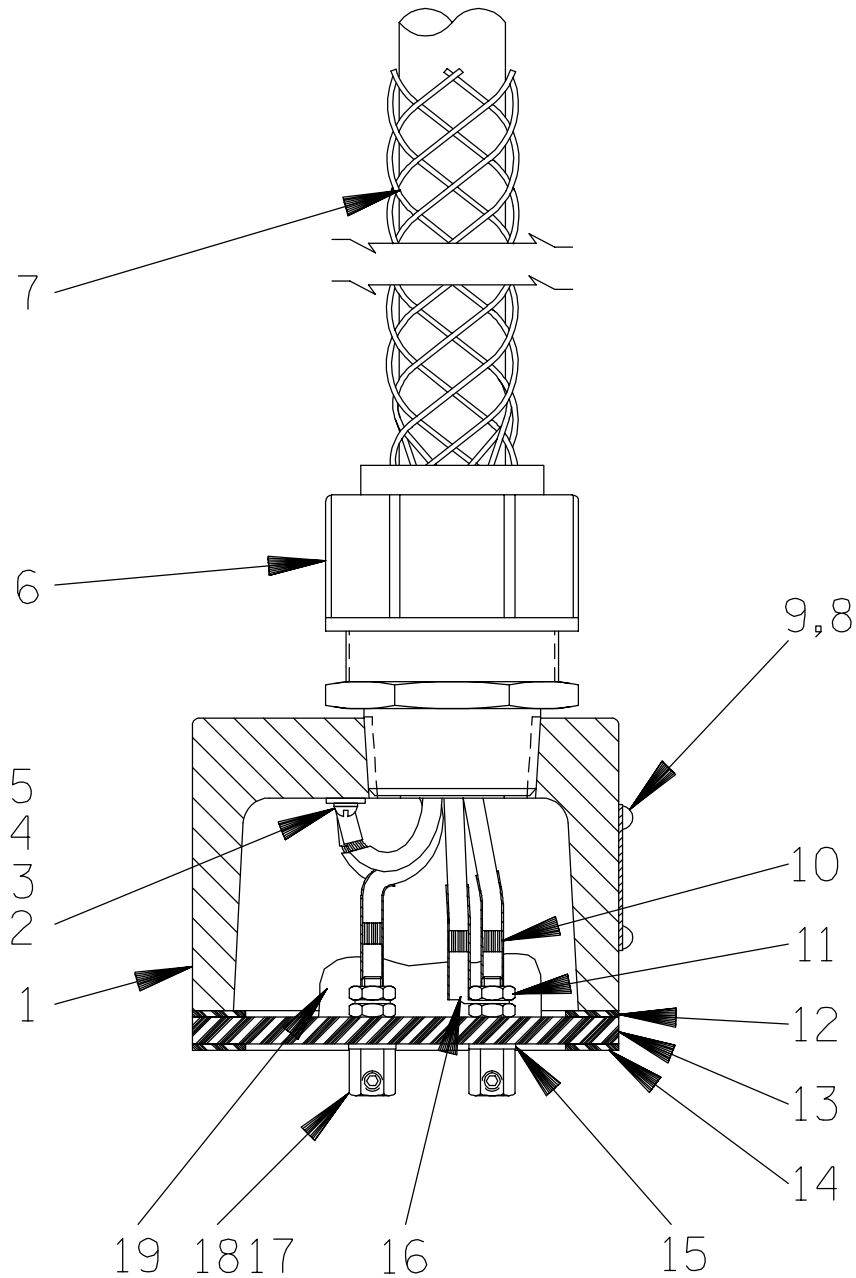
ITEM NO.	PART NAME	PART NUMBER	MAT'L CODE	QTY	ITEM NO.	PART NAME	PART NUMBER	MAT'L CODE	QTY
1	DIFFUSER	11946	1102H	1	39	STUD	C0606	17000	8
2 *	IMPELLER	11947	1102H	1	40	DEFORM LOCKNUT	DD06	17000	8
3 *	LOWER SEAL ASSY	46512-057	---	1	41	INTERMEDIATE O-RING	S1830	---	1
4	FH MACH SCREW	Y#10-03	17000	3	42	MTR CVTY DRAIN PLUG	P04	17000	1
5	SEAL PLATE	13882	1102H	1	43	SEAL CVTY DRAIN PLUG	P04	17000	1
6	UPPER SEAL ASSY	S1832	---	1	44 *	SEAL PLATE O-RING	25152-259	---	1
7	INTERMEDIATE	13883	13040	1	45 *	DIFFUSER O-RING	S1830	---	1
8	SOC HD SETSCREW	DM0609	17000	3	46	STUD	C0616	17000	3
9 *	INTERMEDIATE O-RING	25152-259	---	1	47	HEX NUT	D06	17000	3
10 *	INTERMEDIATE O-RING	25152-234	---	1	48	LOCKWASHER	J06	17000	3
11	MOTOR HOUSING	38311-049	13040	1	49	FLAT WASHER	KB10	17000	1
12 *	LOWER BALL BEARING	23431-303	---	1	50	HEX NUT	D10S	17000	1
13	BEARING SNAP RING	S1831	---	1	51 *	IMPELLER KEY	N0303-1/2	17000	1
14	PUMP CASING	11982	13175	1	52 *	WEAR PLATE	11948	15010	1
15 *	MTR HOUSING O-RING	25152-265	---	1	53 *	STRAINER	11969	2400V	1
16	NAME PLATE	38814-055	17000	1	54	HEX HD CAPSCREW	B0610	15991	3
17	DRIVE SCREW	BM#04-03	17000	4	55	LOCKWASHER	J06	15991	3
18	UPPER BALL BEARING	S1044	---	1	56 *	RETAINING RING	S362	---	1
19	SPRING WASHER	S1554	---	1	57 *	SHAFT SLEEVE	13878	17020	1
20 *	PUMP CASING O-RING	S1830	---	1	58 *	ADJ SHIM SET	2Y	17090	1
21 *	UPPER MTR HOUSING	38311-058	13000	1	59	FLAT WASHER	KE08	15991	2
22 *	DISCH FLANGE GSKT	11957G	20000	1	60	LOCKWASHER	J08	15991	2
23	DISCHARGE FLANGE	11957	13040	1	61	HEX HD CAPSCREW	B0804	15991	2
24	STUD	C0609	15991	4	62 *	BAIL BUSHING	9562	15991	2
25	HEX NUT	D06	15991	4	63	HOIST BAIL	11959	2400V	1
26 *	RELIEF VALVE ASSY	46431-608	---	1		NOT SHOWN:			
27 *	RED PIPE BUSHING	AP0604	15079	1		CABLE TIE	27111-212	---	1
28	STUD	C0513	15991	4		CONTROL BOX			
29	LOCKWASHER	J05	15991	4		-230/3	27515-504	---	1
30	HEX NUT	D05	15991	4		-460/3	27515-503	---	1
31	TERM HSG & CAB ASSY					-575/3	27515-513	---	1
	-230/3 & 460/3	47367-062	---	1		MOTOR PLATE	10436	17000	1
	-575/3	47367-053	---	1		DRIVE SCREW	BM#04-03	17000	4
32	CONNECTOR					SUB. PUMP OIL	9568	---	1
	-230/3	S1718	---	1		MOTOR VOLTAGE TAG			
	-460/3	S1718	---	3		-230/3	6588Z	---	1
	-575/3	NOT REQUIRED				-460/3	6588AA	---	1
33 *	HEAT-SHRINK TUBE					-575/3	38816-128	---	1
	-230/3	31411-235	19450	1		HEATER PACK			
	-460/3	31411-235	19450	3		-230/3	27521-207	---	1
	-575/3	NOT REQUIRED				-460/3	27521-205	---	1
34	WIRE MARKER KIT					-575/3	27521-204	---	1
	-230/460/3	S2274	---	1		OPTIONAL:			
	-575/3	NOT REQUIRED				STAGING ADAPTOR KIT	48272-006	---	1
35	ROTOR & SHAFT ASSY	47112-816	---	1		ANODE PLATE ASSY	42116-003	---	1
36	STATOR					LIQUID LEVEL DEVICES:			
	-230/460/3	47113-844	---	1		-DIAPHRAGM TYPE	GRP48-03 or GRP48-06		1
	-575/3	47113-846	---	1		-FLOAT TYPE	27471-155	---	1
37	PIPE PLUG	38649-022	17030	2		120V LIQ LVL CONTROL	27521-321	---	1
38	A HD SETSCREW	GA0501-1/4	15990	2					

\* INDICATES PARTS RECOMMENDED FOR STOCK

**THE GORMAN-RUPP COMPANY • MANSFIELD, OHIO**

GORMAN-RUPP OF CANADA LIMITED • ST. THOMAS, ONTARIO, CANADA

Printed in U.S.A.



**THE GORMAN-RUPP COMPANY • MANSFIELD, OHIO**

S/N 1139725 Up  
PUMP ISSUE 1

### 230/3 And 460/3 Terminal Housing 47367 – 062

If your pump serial number is followed by an "N", your pump is **NOT** a standard production model. Contact the Gorman-Rupp Company to verify part numbers.

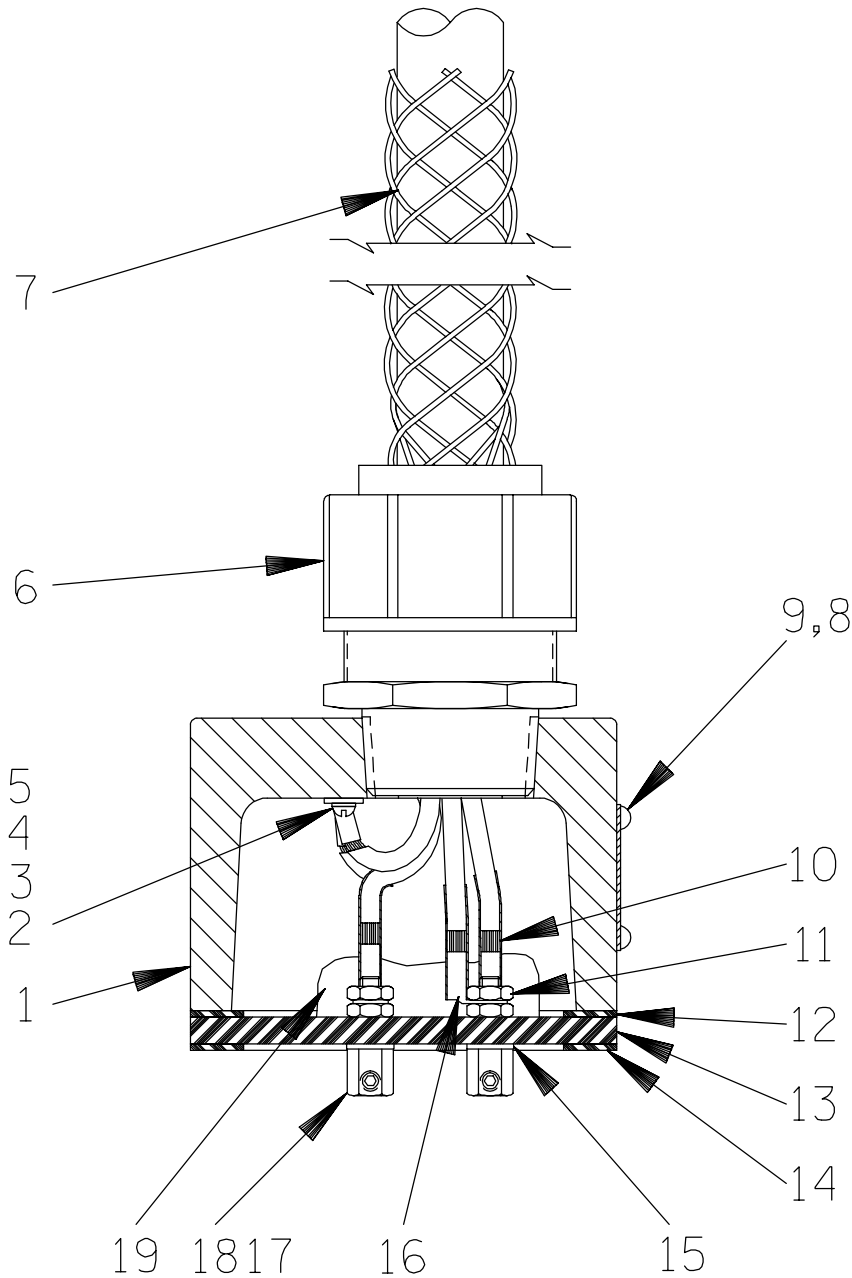
ITEM NO.	PART NAME	PART NUMBER	MAT'L CODE	QTY
1	TERMINAL HOUSING	38381 – 230	13040	1
2	RD HD MACHINE SCREW	X#10 – 02	15991	2
3	T TYPE LK WASHER	AK#10	15991	2
4	TERMINAL SK-E 26U	27214 – 243	---	1
5	TERMINAL SK-C 36U	S1836	---	1
6	CABLE GRIP ASSY	27111 – 026	---	1
7	* CABLE	10325T	---	1
8	INFO PLATE	38816 – 047	17990	1
9	DRIVE SCREW	BM#04 – 03	17000	4
10	* HEAT-SHRINK TUBE	31411 – 233	19530	3
11	HEX NUT	D#10	14990	6
12	* TERMINAL PLATE GASKET	38687 – 525	20000	1
13	TERM PLATE	38713 – 008	23010	1
14	TERMINAL PLATE GASKET	38687 – 525	20000	1
15	* DYNA-SEAL WASHER	S1590	---	3
16	TERMINAL SK-E 26U	27214 – 243	---	3
17	TERMINAL	11181	14100	3
18	A HD SETSCREW	GA#10 – 01S	15991	3
19	RTV SEALANT	18771 – 106	---	1
OPTIONAL:				
	HEAT SHRINK TERMINAL KIT	48315 – 006	---	1

\* INDICATES PARTS RECOMMENDED FOR STOCK

**THE GORMAN-RUPP COMPANY • MANSFIELD, OHIO**

GORMAN-RUPP OF CANADA LIMITED • ST. THOMAS, ONTARIO, CANADA

Printed in U.S.A.



**THE GORMAN-RUPP COMPANY • MANSFIELD, OHIO**

MAY 1, 1997 GORMAN-RUPP OF CANADA LIMITED • ST. THOMAS, ONTARIO, CANADA

Printed in U.S.A.

S/N 1139725 Up  
PUMP ISSUE 1

### 575/3 Terminal Housing 47367 – 053

If your pump serial number is followed by an "N", your pump is **NOT** a standard production model. Contact the Gorman-Rupp Company to verify part numbers.

ITEM NO.	PART NAME	PART NUMBER	MAT'L CODE	QTY
1	TERMINAL HOUSING	38381 – 231	13040	1
2	RD HD MACH SCREW	X#10 – 02	15991	1
3	T TYPE LOCK WASHER	AK#10	15991	1
4	DOES NOT APPLY			
5	DOES NOT APPLY			
6	CABLE GRIP	27111 – 011	---	1
7	* CABLE ASSY	47351 – 053	---	1
8	INFO PLATE	38816 – 047	17990	1
9	DRIVE SCREW	BM#04 – 03	17000	4
10	* HEAT-SHRINK TUBE	31411 – 233	19530	3
11	HEX NUT	D#10	14990	6
12	* TERMINAL PLATE GASKET	38687 – 525	20000	1
13	TERMINAL PLATE	38713 – 008	23010	1
14	TERMINAL PLATE GASKET	38687 – 525	20000	1
15	* DYNA-SEAL WASHER	S1590	---	3
16	DOES NOT APPLY			
17	TERMINAL	11181	14100	3
18	A HD SET SCREW	GA#10 – 01S	15991	3
19	RTV SEALANT	18771 – 106	---	1
OPTIONAL:				
	HEAT SHRINK TERMINAL KIT	48315 – 006	---	1
	POTTING KIT	12442A	---	1

\* INDICATES PARTS RECOMMENDED FOR STOCK

**THE GORMAN-RUPP COMPANY • MANSFIELD, OHIO**

GORMAN-RUPP OF CANADA LIMITED • ST. THOMAS, ONTARIO, CANADA

Printed in U.S.A.



**For U.S. and International Warranty Information,  
Please Visit [www.grpumps.com/warranty](http://www.grpumps.com/warranty)  
or call:  
U.S.: 419-755-1280  
International: +1-419-755-1352**

**For Canadian Warranty Information,  
Please Visit [www.grcanada.com/warranty](http://www.grcanada.com/warranty)  
or call:  
519-631-2870**