

AC

Use With: OM-04151  
MR-04152

PUBLICATION NUMBER PL-04677-01  
May 1, 1997  
Rev. B 06-02-05



**PUMP MODELS**  
**S4D1 – E10 230/460/575/3**

**MANUAL**  
**PART 2 of 3**

**PARTS**  
**LIST**  
**WITH**  
**PERFORMANCE CURVE**

**THE GORMAN-RUPP COMPANY • MANSFIELD, OHIO**

[www.gormanrupp.com](http://www.gormanrupp.com)

**GORMAN-RUPP OF CANADA LIMITED • ST. THOMAS, ONTARIO, CANADA**

Printed in U.S.A.

©Copyright by the Gorman-Rupp Company

## PERFORMANCE CURVE – SECTION A

### RECORDING MODEL AND SERIAL NUMBERS

Please record the pump model and serial number in the spaces provided below and in the separate Installation/Operation Manual accompanying your pump. Your Gorman-Rupp distributor needs this information when you require parts or service.

Pump Model: \_\_\_\_\_

Serial Number: \_\_\_\_\_

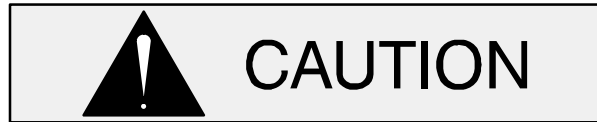
### WARRANTY INFORMATION

The pump warranty is provided as part of Gorman-Rupp's support program for customers who operate and maintain their equipment as described in this manual and other accompanying literature. Please note that should the equipment be abused or modified to change its performance beyond the original factory specifications, the warranty will become void and any claim will be denied.

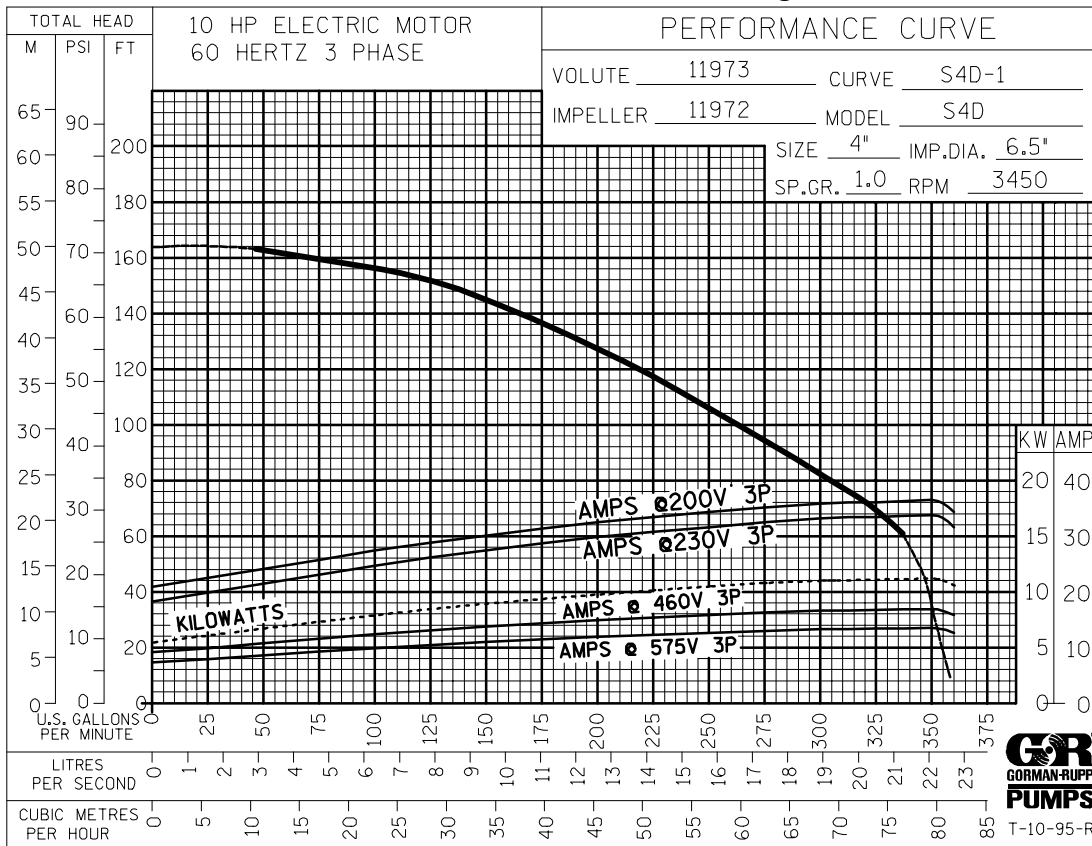
### PERFORMANCE CURVES

The performance curve below is based on 70°F (21°C) clear water at sea level. Since pump installations are seldom identical, your performance may be different due to such factors as viscosity, specific gravity, elevation, temperature, and impeller trim.

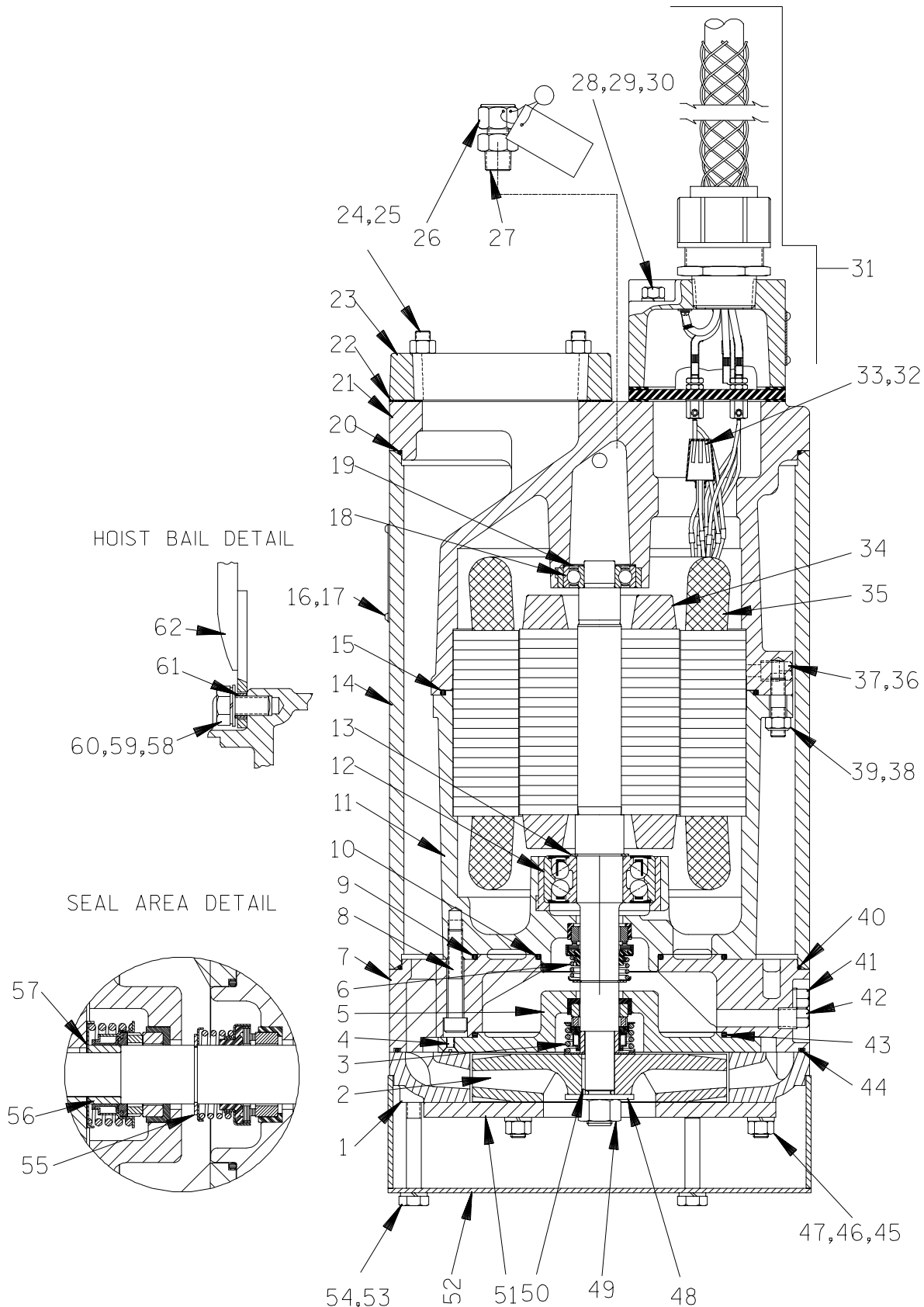
If your pump serial number is followed by an "N", your pump is **NOT** a standard production model. Contact the Gorman-Rupp Company to verify performance or part numbers.



Pump speed and operating condition points must be within the continuous performance range shown on the curve(s).



**Performance Curve – Model S S4D1 – E10 230/460/575/3**



**THE GORMAN-RUPP COMPANY • MANSFIELD, OHIO**

GORMAN-RUPP OF CANADA LIMITED • ST. THOMAS, ONTARIO, CANADA

Printed in U.S.A.

# S4D1—E10 230/460/575/3

AC

S/N 1140804 Up  
PUMP ISSUE 1

If your pump serial number is followed by an "N", your pump is **NOT** a standard production model. Contact the Gorman-Rupp Company to verify part numbers.

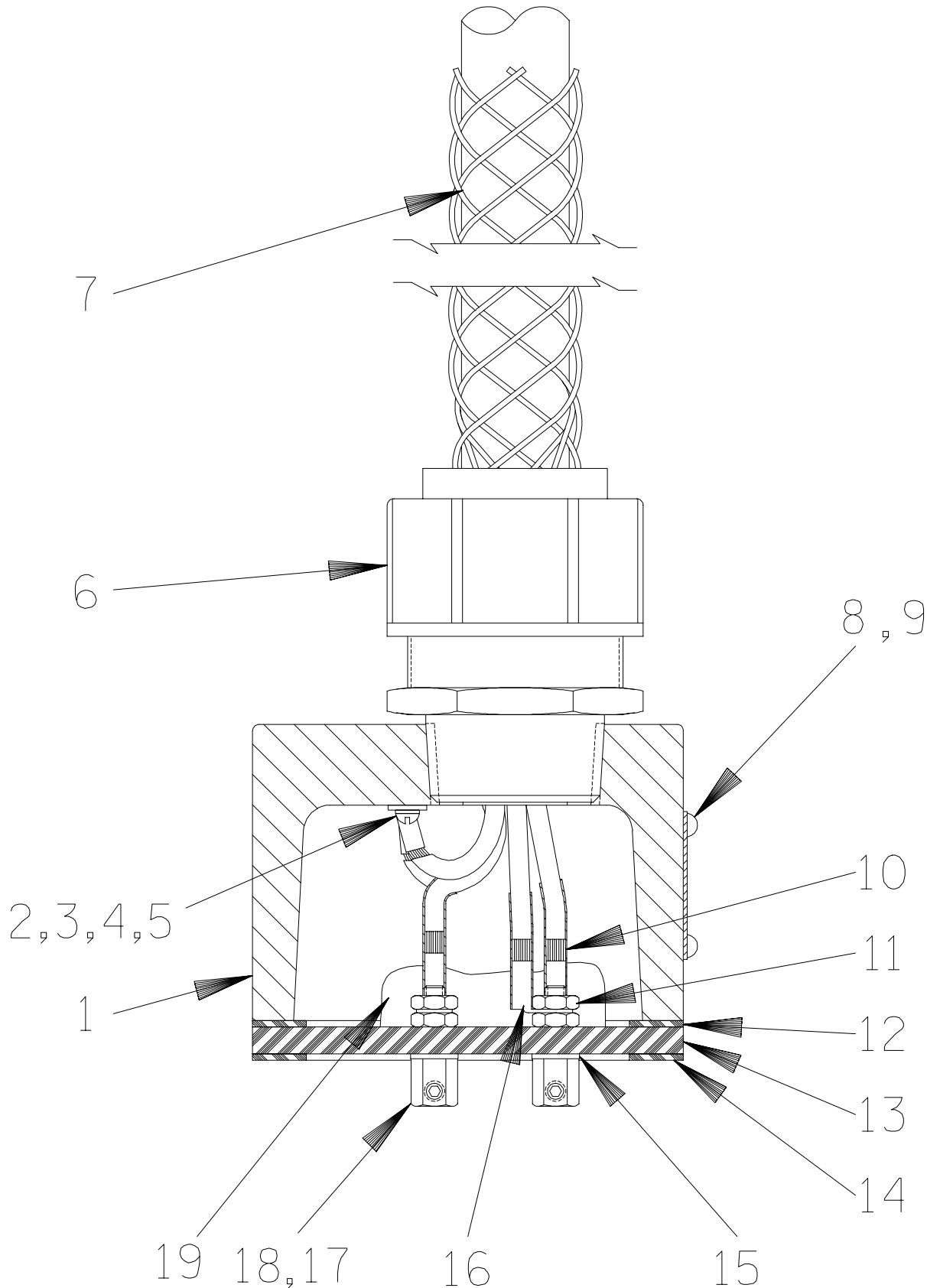
ITEM NO.	PART NAME	PART NUMBER	MAT'L CODE	QTY	ITEM NO.	PART NAME	PART NUMBER	MAT'L CODE	QTY
1	DIFFUSER	11973	1102H	1	40 *	INTERMEDIATE O-RING	S1830	---	1
2 *	IMPELLER	11972	1102H	1	41	MTR CAVTY DRAIN PLUG	P04	17000	1
3 *	LOWE SEAL ASSY	46512-057	---	1	42	SEAL CVTY DRAIN PLUG	P04	17000	1
4	FH MACH SCREW	Y#10-03	17000	3	43 *	SEAL PLATE O-RING	25152-259	---	1
5	SEAL PLATE	13882	1102H	1	44 *	DIFFUSER O-RING	S1830	---	1
6	UPPER SEAL ASSY	S1832	---	1	45	STUD	C0612	17000	3
7	INTERMEDIATE	13883	13040	1	46	HEX NUT	D06	17000	3
8	SOC HD SETSCREW	DM0609	17000	3	47	LOCK WASHER	J06	17000	3
9 *	INTERMEDIATE O-RING	25152-259	---	1	48	FLAT WASHER	KB10	17000	1
10 *	INTERMEDIATE O-RING	25152-234	---	1	49	HEX NUT	D10S	17000	1
11	MOTOR HOUSING	38311-049	13040	1	50 *	IMPELLER KEY	N0303-1/2	17000	1
12 *	LOWER BALL BEARING	23431-303	---	1	51 *	WEAR PLATE	11948A	15010	1
13	SNAP RING	S1831	---	1	52 *	STRAINER	11969	2400V	1
14	PUMP CASING	11982	13175	1	53	HEX HD CAPSCREW	B0612	15991	3
15 *	MTR HOUSING O-RING	25152-265	---	1	54	LOCKWASHER	J06	15991	3
16	NAME PLATE	38814-055	17000	1	55 *	SEAL RETAINING RING	S362	---	1
17	DRIVE SCREW	BM#04-03	17000	4	56	SLEEVE	13878	17020	1
18 *	UPPER BALL BEARING	S1044	---	1	57 *	ADJ SHIM SET	2Y	17090	1
19	SPRING WASHER	S1554	---	1	58	FLAT WASHER	KE08	15991	2
20 *	PUMP CASING O-RING	S1830	---	1	59	LOCK WASHER	J08	15991	2
21 *	UPPER MTR HOUSING	38311-058	13000	1	60	HEX HD CAPSCREW	B0804	15991	2
22 *	DISCH FLANGE GSKT	11957G	20000	1	61	BUSHING	9562	15991	2
23	DISCHARGE FLANGE	11957	13040	1	62	HOIST BAIL	11959	2400V	1
24	STUD	C0609	15991	4	NOT SHOWN:				
25	HEX NUT	D06	15991	4		CABLE TIE	27111-212	---	1
26 *	RELIEF VALVE ASSY	46431-608	---	1		CONTROL BOX			
27 *	RED PIPE BUSHING	AP0604	15079	1		-230/3	27515-504	---	1
28	STUD	C0513	15091	4		-460/3	27515-503	---	1
29	LOCK WASHER	J05	15991	4		-575/3	27515-513	---	1
30	HEX NUT	D05	15991	4		MOTOR PLATE	10436	17000	1
31	TERM HSG & CAB ASSY					DRIVE SCREW	BM#04-03	17000	4
	-230/3 & 460/3	47367-062	---	1		SUB PUMP OIL	9568	---	1
	-575/3	47367-053	---	1		MOTOR VOLTAGE TAG			
32	CONNECTOR					-230/3	6588Z	---	1
	-230/3	S1718	---	1		-460/3	6588AA	---	1
	-460/3	S1718	---	3		-575/3	38816-128	---	1
	-575/3	DOES NOT APPLY				HEATER PACK			
33 *	HEAT SHRINK TUBE					-230/3	27521-207	---	1
	-230/3	31411-235	19450	1		-460/3	27521-205	---	1
	-460/3	31411-235	19450	3		-575/3	27521-204	---	1
	-575/3	DOES NOT APPLY				OPTIONAL:			
34 *	ROTOR & SHAFT ASSY	47112-816	---	1		* REPAIR GASKET SET	11000AJ	---	1
35	STATOR					STAGING ADAPTOR KIT	48272-007	---	1
	-230/3 & 460/3	47113-844	---	1		ANODE PLATE ASSY	42116-003	---	1
	-575/3	47113-846	---	1		LIQUID LEVEL DEVICES:			
36	PIPE PLUG	38649-022	17030	2		-DIAPHRAGM TYPE	GRP48-03 or GRP48-06		1
37	A HD SETSCREW	GA0501-1/4	15990	2		-FLOAT TYPE	27471-180	---	1
38	STUD	C0606	17000	8		120V LIQ LVL CONTROL	27521-321	---	1
39	DEFORM LK NUT	DD06	17000	8					

\* INDICATES PARTS RECOMMENDED FOR STOCK

## THE GORMAN-RUPP COMPANY • MANSFIELD, OHIO

GORMAN-RUPP OF CANADA LIMITED • ST. THOMAS, ONTARIO, CANADA

Printed in U.S.A.



**THE GORMAN-RUPP COMPANY • MANSFIELD, OHIO**

GORMAN-RUPP OF CANADA LIMITED • ST. THOMAS, ONTARIO, CANADA Printed in U.S.A.

**230/3 And 460/3 Terminal Housing 47367—062**

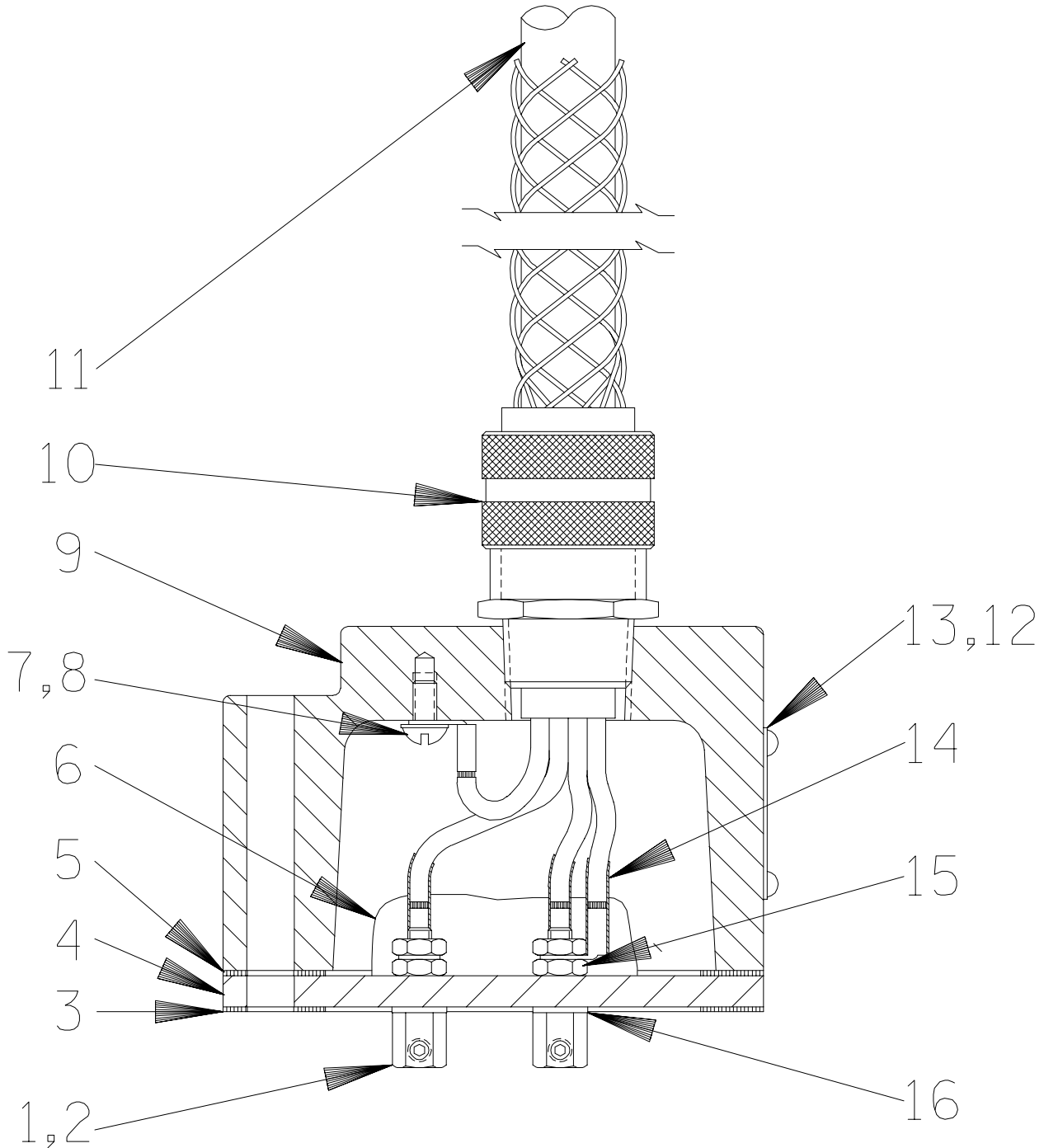
If your pump serial number is followed by an "N", your pump is **NOT** a standard production model. Contact the Gorman-Rupp Company to verify part numbers.

ITEM NO.	PART NAME	PART NUMBER	MAT'L CODE	QTY
1	TERMINAL HOUSING	38381—230	13040	1
2	RD HD MACHINE SCREW	X#10—02	15991	2
3	T TYPE LK WASHER	AK#10	15991	2
4	TERMINAL SK—E 26U	27214—243	----	1
5	TERMINAL SK—C 36U	S1836	----	1
6	CABLE GRIP ASSY	27111—026	----	1
7	* CABLE	10325T	----	1
8	INFO PLATE	38816—047	17990	1
9	DRIVE SCREW	BM#04—03	17000	4
10	* HEAT—SHRINK TUBE	31411—233	19530	3
11	HEX NUT	D#10	14990	6
12	* TERMINAL PLATE GASKET	38687—525	20000	1
13	TERM PLATE	38713—008	23010	1
14	TERMINAL PLATE GASKET	38687—525	20000	1
15	* DYNA—SEAL WASHER	S1590	----	3
16	TERMINAL SK—E 36U	S1835	----	3
17	TERMINAL	11181	14100	3
18	A HD SETSCREW	GA#10—01S	15991	3
19	RTV SEALANT	18771—106	----	1

**OPTIONAL:**

HEAT SHRINK TERMINAL KIT	48315—006	----	1
--------------------------	-----------	------	---

\* INDICATES PARTS RECOMMENDED FOR STOCK



**THE GORMAN-RUPP COMPANY • MANSFIELD, OHIO**

GORMAN-RUPP OF CANADA LIMITED • ST. THOMAS, ONTARIO, CANADA Printed in U.S.A.

**575/3 Terminal Housing 47367—053**

If your pump serial number is followed by an "N", your pump is **NOT** a standard production model. Contact the Gorman-Rupp Company to verify part numbers.

ITEM NO.	PART NAME	PART NUMBER	MAT'L CODE	QTY
1	TERMINAL	11181	14100	3
2	A HD SETSCREW	GA#10—01S	15991	3
3	* TERMINAL PLATE GASKET	38687—525	20000	1
4	TERM PLATE	38713—008	23010	1
5	TERMINAL PLATE GASKET	38687—525	20000	1
6	RTV SEALANT	18771—106	---	1
7	RD HD MACHINE SCREW	X#10—02	15991	1
8	T TYPE LK WASHER	AK#10	15991	1
9	TERMINAL HOUSING	38381—231	13040	1
10	CABLE GRIP ASSY	27111—011	---	1
11	* CABLE ASSY	47351—053	---	1
12	INFO PLATE	38816—047	17990	1
13	DRIVE SCREW	BM#04—03	17000	4
14	* HEAT—SHRINK TUBE	31411—233	19530	3
15	HEX NUT	D#10	14990	6
16	* DYNA—SEAL WASHER	S1590	---	3

**OPTIONAL:**

HEAT SHRINK TERMINAL KIT	48315—006	---	1
--------------------------	-----------	-----	---

\* INDICATES PARTS RECOMMENDED FOR STOCK



**For U.S. and International Warranty Information,  
Please Visit [www.grpumps.com/warranty](http://www.grpumps.com/warranty)  
or call:  
U.S.: 419-755-1280  
International: +1-419-755-1352**

**For Canadian Warranty Information,  
Please Visit [www.grcanada.com/warranty](http://www.grcanada.com/warranty)  
or call:  
519-631-2870**