



# Self Priming Centrifugal Pump

## Model 83B52-GX390

### Size 3" x 3"



Total Head		Capacity of Pump in U.S. Gallons per Minute (GPM) at Continuous Performance				
P.S.I.	Feet					
60.7	140	80	80	80	80	80
52.0	120	164	180	180	180	180
43.4	100	175	238	250	251	251
34.7	80	179	252	292	300	300
26.0	60	182	258	305	348	350
17.3	40	184	262	310	363	384
<b>Suction Lift</b>		<b>25'</b>	<b>20'</b>	<b>15'</b>	<b>10'</b>	<b>5'</b>



### PUMP SPECIFICATIONS

**Size:** 3" x 3" (76 mm x 76 mm) NPT - Female.

**Casing:** Gray Iron 30.

Maximum Operating Pressure 96 psi (662 kPa).\*

**Semi-Open Type, Four Vane Impeller:** Gray Iron 30.

Handles 13/16" (20,6 mm) Diameter Spherical Solids.

**Replaceable Wear Plate:** Carbon Steel ASTM A36.

**Intermediate Bracket:** Gray Iron 30.

**Seal:** Type 31, Mechanical, Self-Lubricated. Silicon Carbide Rotating and Stationary Faces. Fluorocarbon Elastomers (DuPont Viton® or Equivalent). Stainless Steel 18-8 Cage and Spring. Maximum Temperature of Liquid Pumped, 160°F (71°C).\*

**Shaft Sleeve:** Alloy Steel 4130.

**Flap Valve:** Buna-N w/Nylon Reinforcement; Gray Iron 30.

**Discharge Service Tee:** Gray Iron 30.

**Suction Flange:** Gray Iron 25.

**Gaskets:** Vegetable Fiber.

**Hardware:** Standard Plated Steel.

**Standard Equipment:** Roll Cage w/Rubber Feet. Strainer.

**Optional Equipment:** Wheel Kit w/Semi-Pneumatic Tires.

*\*Consult Factory for Applications Exceeding Maximum Pressure and/or Temperature Indicated.*



### ENGINE SPECIFICATIONS

**Model:** Honda GX390.

**Type:** Single Cylinder, Air Cooled, Overhead Valve, Gasoline Engine.

**Displacement:** 23.7 Cu. In. (389 cc).

**Cylinder:** Aluminum Alloy w/Cast Iron Liner.

**Air Cleaner:** Dual Element.

**Fuel Tank:** 6.9 U.S. Qts. (6,5 Liter).

**Full Load Operating Time:** 1.8 Hrs.

**Starter:** Recoil.

**Ignition System:** Transistorized Magneto.

**Standard Equipment:** Muffler w/Guard. Rotary Stop Switch. Manual Throttle Control w/Top Speed Limit. Manual Choke and Fuel Valve. Oil Alert™ Shut Down. Fill/Drain Ports Each Side w/Dipstick One Side Only. Spark Plug Cover.



## GORMAN-RUPP PUMPS

www.grpumps.com

Specifications Subject to Change Without Notice

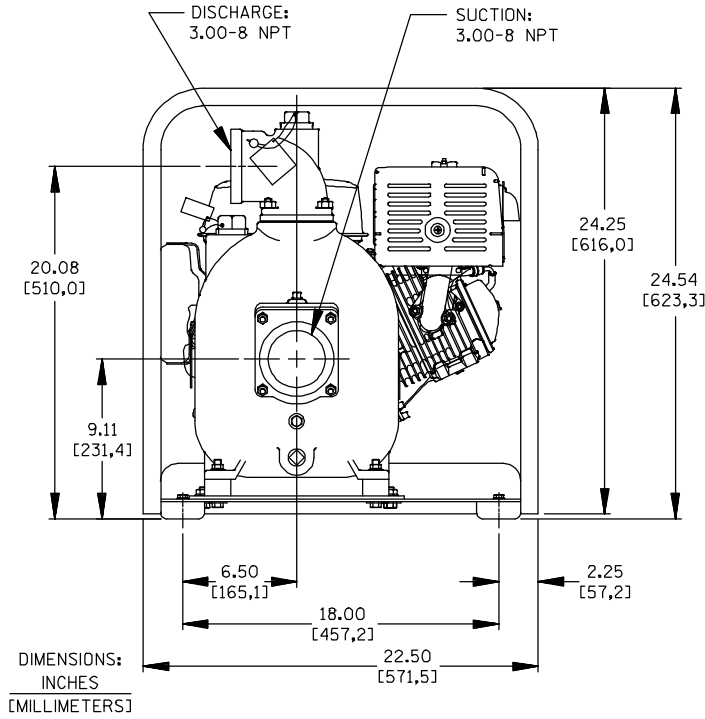
Printed in U.S.A.

# Specification Data

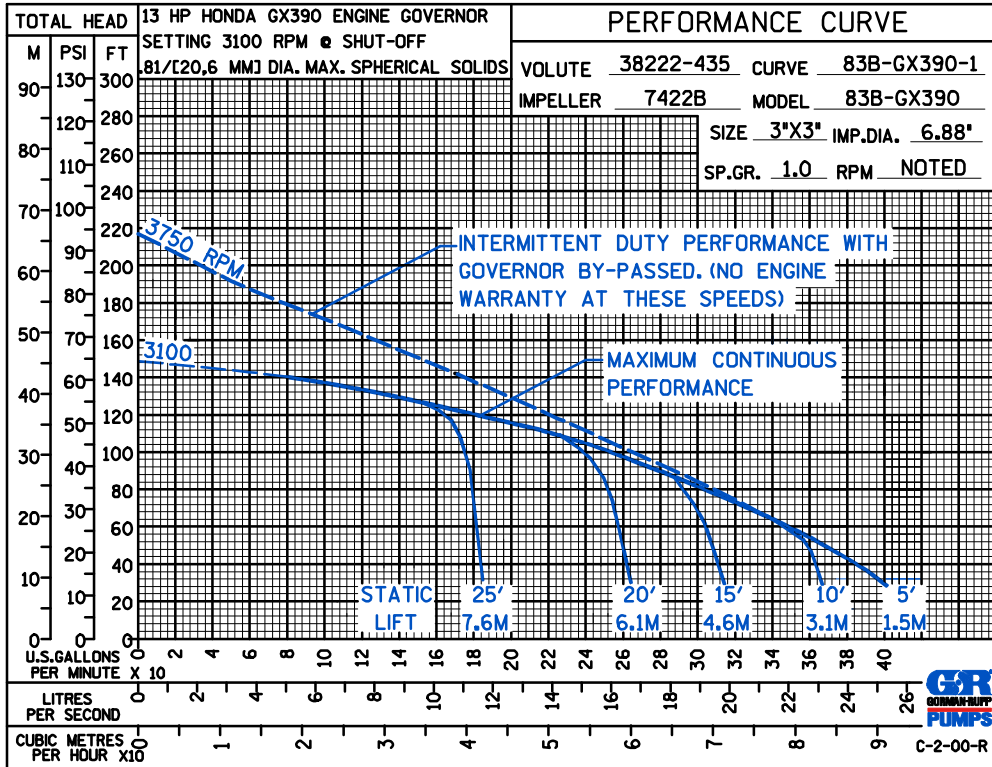
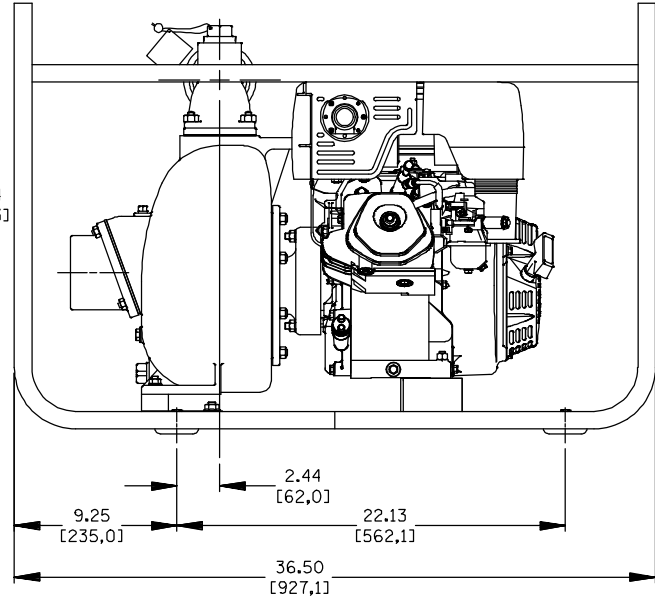
SECTION 40, PAGE 1165

APPROXIMATE DIMENSIONS and WEIGHTS

NET WEIGHT: 220 LBS. (99 KG.)  
 SHIPPING WEIGHT: 297 LBS. (134 KG.)  
 EXPORT CRATE SIZE: 28.0 CU. FT. (0,79 CU. M.)  
 WHEEL KIT ADD 46 LBS. (21 KG.); SHIPPING CRATE (SEPARATE) 3 CU. FT. (0,1 CU. M.)



POWERED BY HONDA GX390 GASOLINE ENGINE



GORMAN-RUPP PUMPS

www.grpumps.com

Specifications Subject to Change Without Notice

Printed in U.S.A.