



Submersible Pump

Model SM3B1-X6

Size 3"



PUMP SPECIFICATIONS

MSHA PUMP APPROVAL NO. 2G-3971A-0.

COMMONWEALTH OF PENNSYLVANIA APPROVAL NO. BFE-637-77.

Suction Casing: Aluminum Alloy 356-T6 w/Bonded Nitrile Lining;

Maximum Operating Pressure 52 psi (359 kPa).*

Impeller: Ductile Iron 65-45-12.

Seal Plate: Aluminum Alloy 356-T6 w/Bonded Nitrile Lining.

Intermediate: Aluminum Alloy 356-T6.

Motor Housing: Aluminum Alloy 356-T6.

Motor Shaft: Stainless Steel 416.

Bearings: Upper, Two Synthetic Seals, Single Row Ball Bearing.

Lower, Two Shields, Double Row Ball Bearing.

Shaft Sleeve: Stainless Steel 304.

Discharge Flange: Aluminum Alloy 356-T6.

Gaskets: Cork with Nitrile Binder (NC710).

O-Rings: Buna-N.

Wetted Hardware: Standard Plated Steel and Stainless Steel.

Strainer: Urethane Coated Steel; 51% Open Area, 0.375" (9.5 mm) Diameter Openings.

Hoisting Bail: Urethane Coated Steel.

Standard Equipment

NEMA Type 10 Explosion Proof Control Box:

Provides On-Off, Circuit Breaker and Motor Overload Protection.

MSHA Certification No. X/P-3026-1.

Optional Equipment

Staging Adapter Kit.

MSHA-Certified Automatic Control Box, [Single Ball Type Float Switch](#).**

**Cable Lengths From 50 to 400 Feet Available.

MOTOR/CABLE SPECIFICATIONS

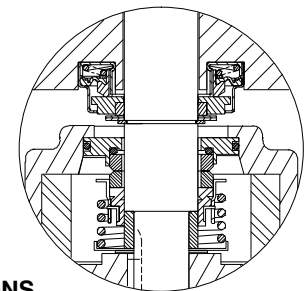
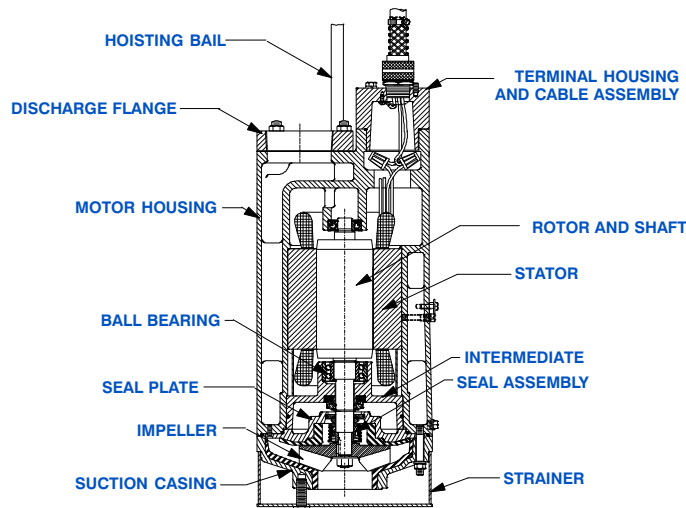
Motor: Air Filled Enclosure. 6.0 H.P.; 3450 R.P.M.; 60 Hz.

Three Phase, 460/575 Volt, 10.8/8.6 Full Load AMPS, 6.8 kW (Max.).

MSHA Certification No. X/P-3185-0.

Power Cable: 7 Wire, Type SPC; (3) 12 AWG Power Conductors, (2) 14 AWG Control Conductors, (1) 10 AWG Ground Conductor and (1) 14 AWG Ground Check Conductor. Nominal Length 50 Feet (15 m) Standard. (Specify Alternate Length at Time of Order.)***

*** Circuit Breaker Amp Rating and Maximum Combined Length of Motor and Trailing Cables May Apply (Consult Factory for Details).



SEAL SPECIFICATIONS

Tandem, Oil Lubricated.

Upper: Type 22, Mechanical. Cast Iron Rotating Face, and Carbon Stationary Face. Neoprene and Buna-N Elastomers. Carbon Steel Spring and Plated Steel Cage.

Lower: Type 2, Mechanical. Tungsten Titanium Carbide Rotating and Stationary Faces. Stainless Steel 316 Stationary Seat. Fluorocarbon Elastomers (DuPont Viton® or Equivalent). Stainless Steel 303/304 Cage and Spring.

Maximum Temperature of Liquid Pumped 122°F (50°C).*

* Consult Factory for Applications Exceeding Maximum Pressure and/or Temperature Indicated.



GORMAN-RUPP PUMPS

www.grpumps.com

Specifications Subject to Change Without Notice

Printed in U.S.A.

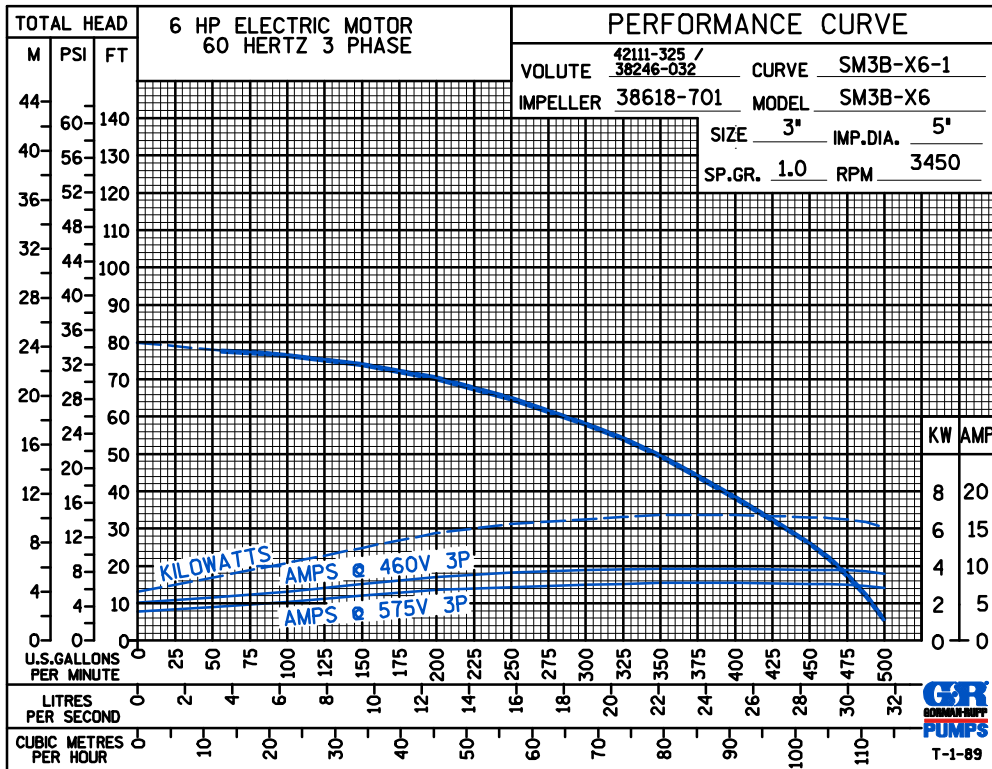
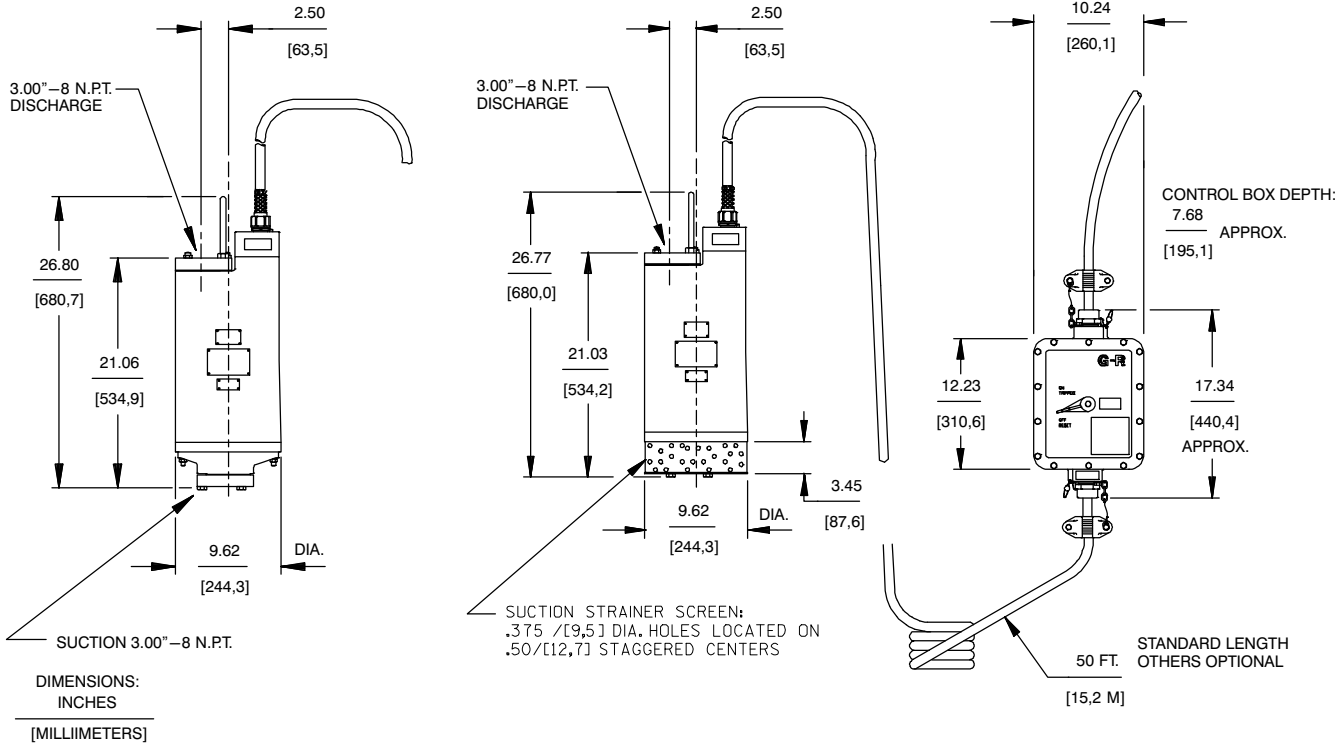
Specification Data

SECTION 132, PAGE 300

APPROXIMATE
DIMENSIONS and WEIGHTS

PUMP & CABLE NET WEIGHT:
CONTROL BOX NET WEIGHT:
GROSS SHIPPING WEIGHT:
EXPORT CRATE:

128 LBS. (58,1 KG.)
35 LBS. (15,9 KG.)
172 LBS. (78,0 KG.)
7.7 CU. FT.(0,22 CU. M.)



GORMAN-RUPP PUMPS

www.grpumps.com

Specifications Subject to Change Without Notice

Printed in U.S.A.