

SF Series[®]
VARIOUS PATENTS APPLY

Submersible Pump

Models
SFS4C & SFS4C-X

Size 4"



APPROVED
X-PROOF MOTORS FOR CLASS I,
DIV. 1, GROUPS C&D LOCATIONS
(X-Proof Version Only)

The Gorman-Rupp SF Series[®] pumps provide superior pumping efficiency while maintaining a 3-inch (76,2 mm) spherical solids passage.

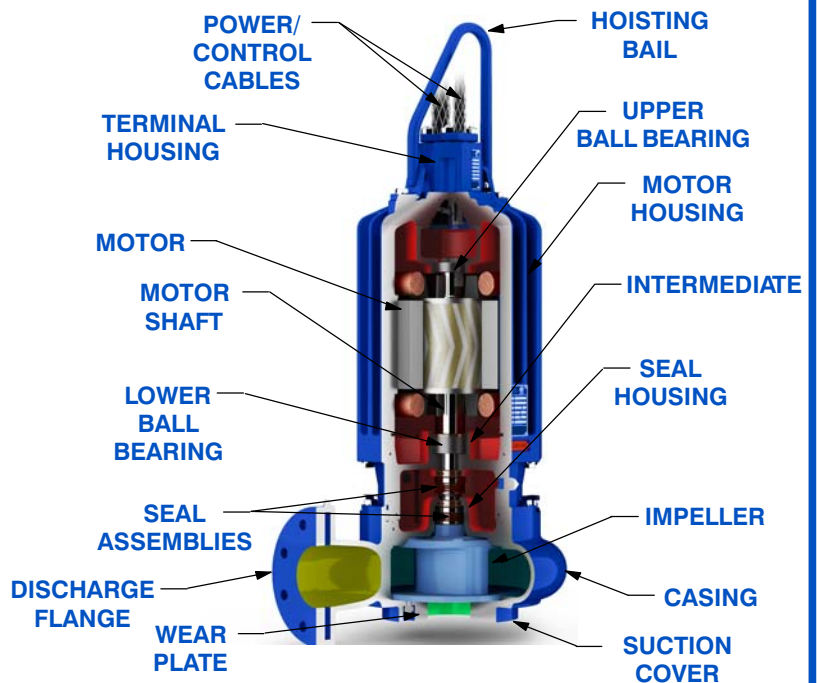
Key Features:

- NEMA premium efficiency motors
- Externally adjustable face clearance
- Press-fit motor with finned motor housing provides superior motor cooling, even in a submersed state, resulting in increased motor life
- NEMA Class H motor insulation
- Easy, in-the-field cable changes
- Standard moisture detection in both the seal and motor chambers
- CSA-C/US and Factory Mutual (FM) Approved for Class I, Division I, Group C and D Haz Loc Applications (X-Proof Model)



Optional Accessories:

- G-R Hard Iron Impeller
- Control Panel (Consult [SF Series Motor Data Reference](#) for Customer-Supplied Control Panel)
- Submersible Transducer or Ball Type Float Switches
- Slide Rail Installation Components
 - Guide shoe ^w/Rubber Seal
 - Base Elbow and Rail Brackets
- Trash Stand Installation Components
 - Trash Stand
 - Discharge Elbow



TYPICAL CROSS-SECTION



GORMAN-RUPP PUMPS

www.grpumps.com

Specifications Subject to Change Without Notice

Printed in U.S.A.

PUMP DETAILS

Pump Models	SFS4C SFS4C-X		
Agency Approvals	FM/CSA-C/US		
Discharge Flange	4" ANSI ^{w/} Flat Face		
Impeller Type / Material	Single Vane Semi Open/ Ductile Iron		
Wear Plate	Carbon Steel Plate		
Spherical Solids Handling	3" (76 mm) Non-Deformable Diameter		
Motor Housing (Including Seal Plate and Intermediate)	Gray Iron 30		
Pump Casing	Ductile Iron		
Motor Shaft/Shaft Sleeve	17-4 PH Stainless Steel		
O-Rings	Buna-N and Fluorocarbon (DuPont Viton [®] or Equivalent)		
Bearings: Type/Lubrication	Upper	Single Row Ball/Permanent Lubrication	
	Lower	Double Row Ball/Permanent Lubrication	
External Hardware	303/304 Stainless Steel		
External Surface Protection	Epoxy Paint		
Seal Type	Tandem, Mechanical, Oil Lubricated Upper, Self-Lubricated Lower		
Sealing Faces: Rotating/Stationary	Upper	Carbon/Ceramic	
	Lower	Silicon Carbide/Silicon Carbide	
Seal Elastomers	Buna-N Upper, Fluorocarbon (DuPont Viton [®] or Equivalent) Lower		
Max. Liquid Temperature	104°F (40°C)		

MOTOR DETAILS

Speed	60 Hz, 1750 RPM		
Motor Design	Inverter-Duty Rated, Air-Filled Enclosure, Squirrel Cage, Induction Start		
Motor Efficiency Rating	NEMA Premium Efficiency (IEC IE3)		
Insulation	Class H, Rated 356°F (180°C)		
Max. Submergence	65 Feet (20 Meters)		
Min. Submergence	1/2 Motor Covered		
Max. Starts per Hour	10		
Max. Rated Output Power	10 HP (7,5kW)	12.5 HP (9,3kW)	14 HP (10,4kW)
Amp Draw @ Max. Rated Power: Full Load/ Locked Rotor NEMA CODE ()	208V/3P	30.0/184.7 (H) 36.6/184.7 (F)	
	230V/3P	27.0/167.0 (H) 37.6/167.0 (E)	
	460V/3P	13.5/83.5 (H) 18.8/83.5 (E)	
	575V/3P	10.8/66.8 (H) 15.0/66.8 (E)	
Service Factor	1.15	1.0	1.15
Efficiency: 100%/75%/50% Load	86%/87%/87%	91%/89%/86%	92%/92%/91%
Power Factor: 100%/75%/50% Load	0.82/0.81/0.74	0.80/0.75/0.62	0.82/0.78/0.67
Field Connection	Across-the-Line		
Moisture Sensor	Single Probe Monitoring Both Seal and Motor Chambers		
Thermal Overload	One Thermostat per Phase, Self-Resetting		

CABLE DETAILS

Power Cable	Voltage	208-230/460V	575V
	No. Cables/Conductors per	1/6	1/4
	Gauge	(3) 8 AWG PWR & (3) 10 AWG GND/GC	10 AWG
	Type/Material	GGC/CPE	SOOW/EPDM
Control Cable	Nominal Cable O.D.	0.91" (23,1 mm)	0.75" (19,0 mm)
	No. Cables/Conductors per	1/4	
	Gauge	14 AWG	
	Type/Material	SOOW/CPE	
	Nominal Cable O.D.	0.61" (15,5 mm)	
Length	32 Feet (10 Meters) Standard, 164 Feet (50 Meters) Maximum		



GORMAN-RUPP PUMPS

www.grpumps.com

Specifications Subject to Change Without Notice

Printed in U.S.A.

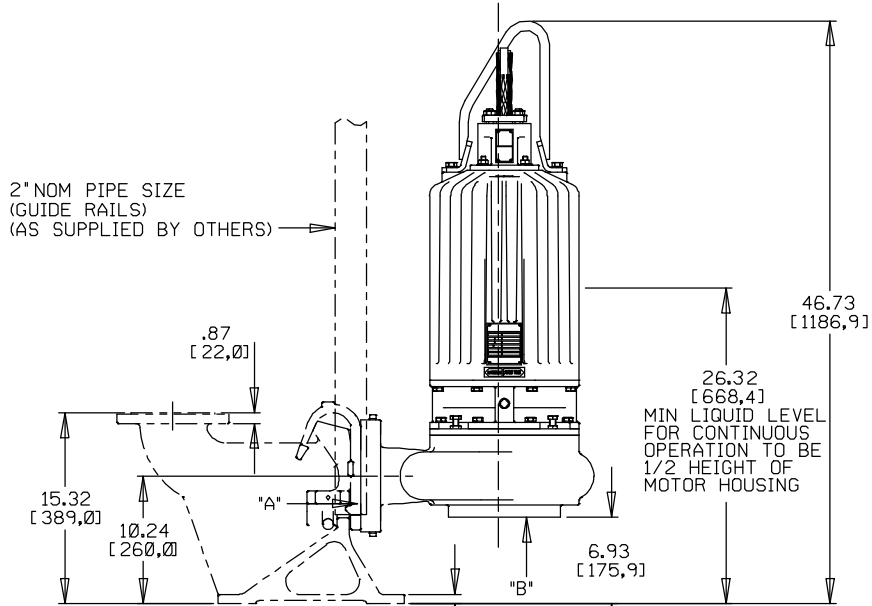
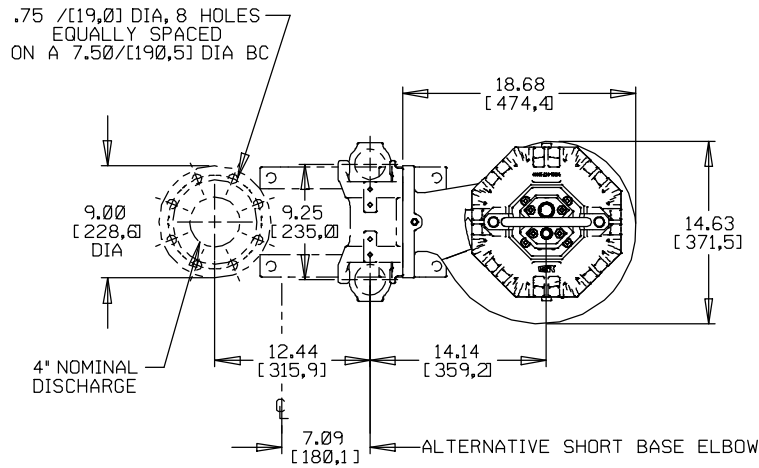
Specification Data

**MODELS SFS4C SFS4C-X
SLIDE RAIL VERSION
APPROXIMATE
DIMENSIONS and WEIGHTS**

NET WT: (pump only)
(comb. cable wt. per meter [3.2 ft.])
SHIPPING WT: (pump only)
CRATE SIZE:

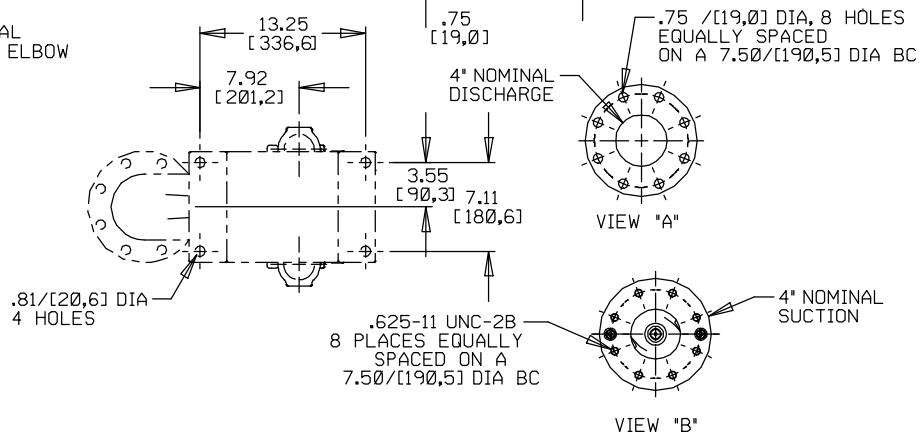
647 LBS. [293,5 KG.]
3.5 LBS. [1,6 KG.]
677 LBS. [307,1 KG.]
15.6 CU. FT. [0,44 CU. M.]

SECTION 133, PAGE 510.2



SHOWN WITH OPTIONAL
RAIL KIT AND BASE ELBOW

DIMENSIONS:
INCHES
[MILLIMETERS]



GORMAN-RUPP PUMPS

www.grpumps.com

Specifications Subject to Change Without Notice

Printed in U.S.A.

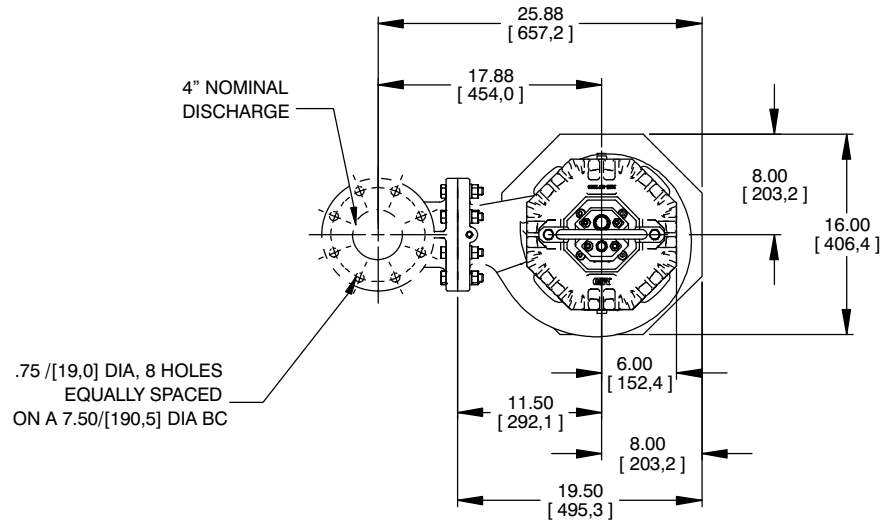
Specification Data

SECTION 133, PAGE 510.3

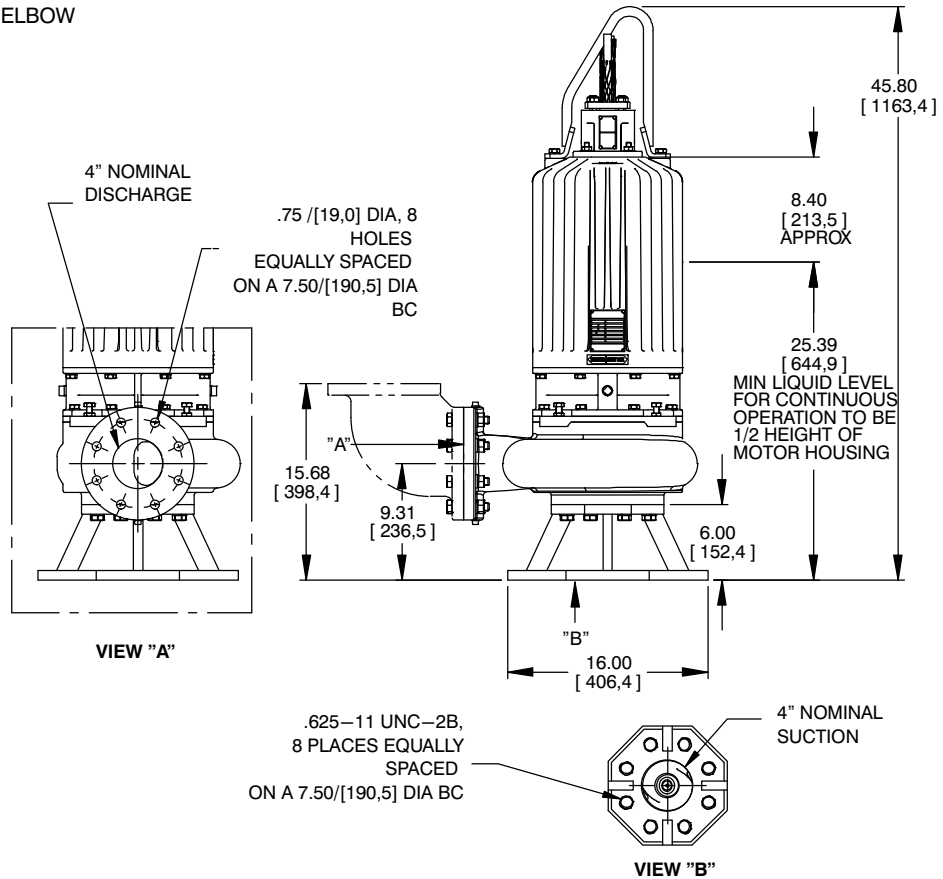
**MODELS SFS4C SFS4C-X
TRASH VERSION
APPROXIMATE
DIMENSIONS and WEIGHTS**

NET WT: (pump only)
(comb. cable wt. per meter [3.2 ft.])
SHIPPING WT: (pump only)
CRATE SIZE:

670 LBS. [303,9 KG.]
3.5 LBS. [1,6 KG.]
700 LBS. [317,5 KG.]
17.5 CU. FT. [0,50 CU. M.]



PUMP W/ TRASH STAND
SHOWN WITH OPTIONAL
DISCHARGE ELBOW



DIMENSIONS:
INCHES
[MILLIMETERS]



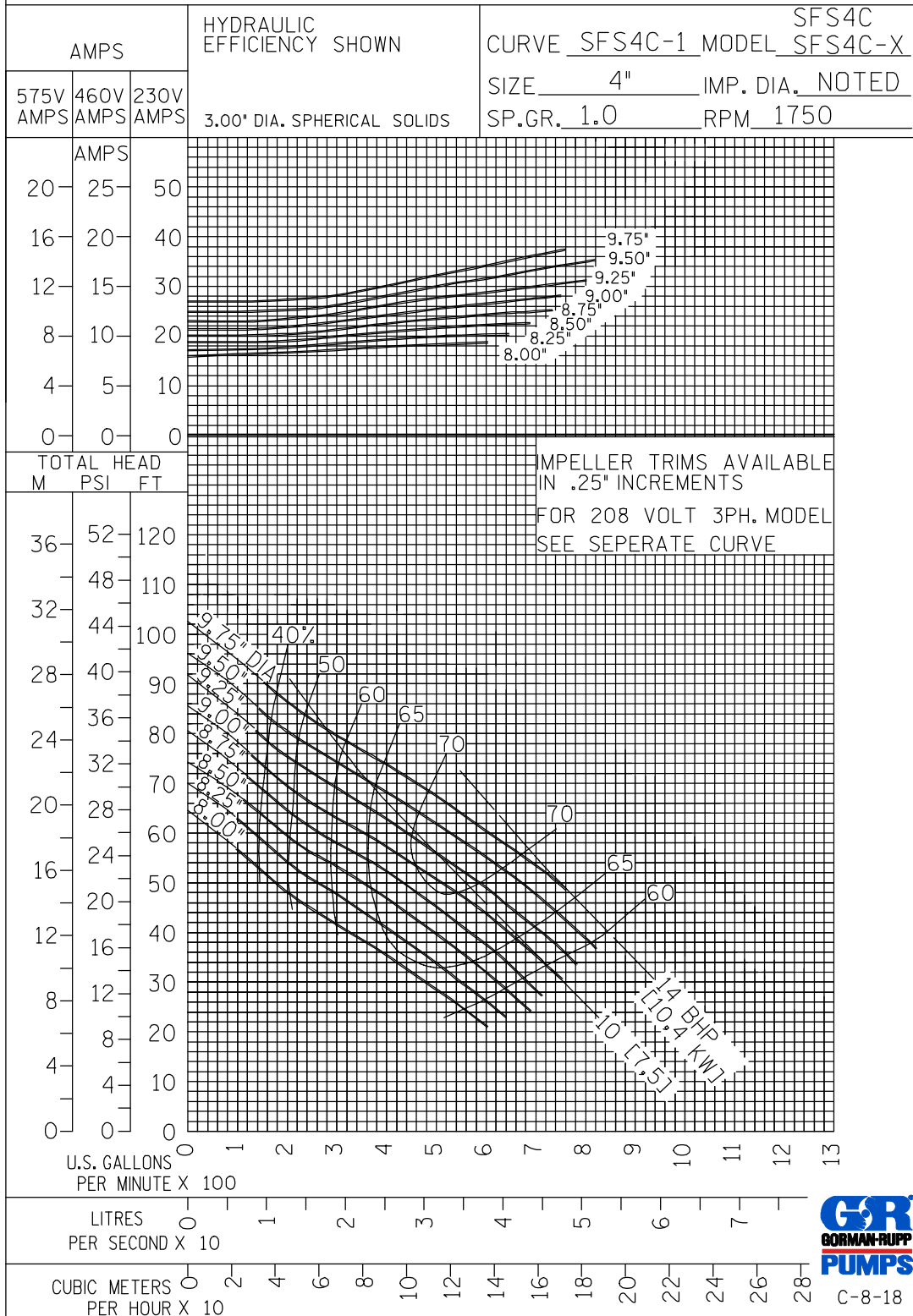
GORMAN-RUPP PUMPS

www.grpumps.com

Specifications Subject to Change Without Notice

Printed in U.S.A.

PERFORMANCE CURVE



GORMAN-RUPP PUMPS

www.grpumps.com

Specifications Subject to Change Without Notice

Printed in U.S.A.

PERFORMANCE CURVE

HYDRAULIC
EFFICIENCY SHOWN

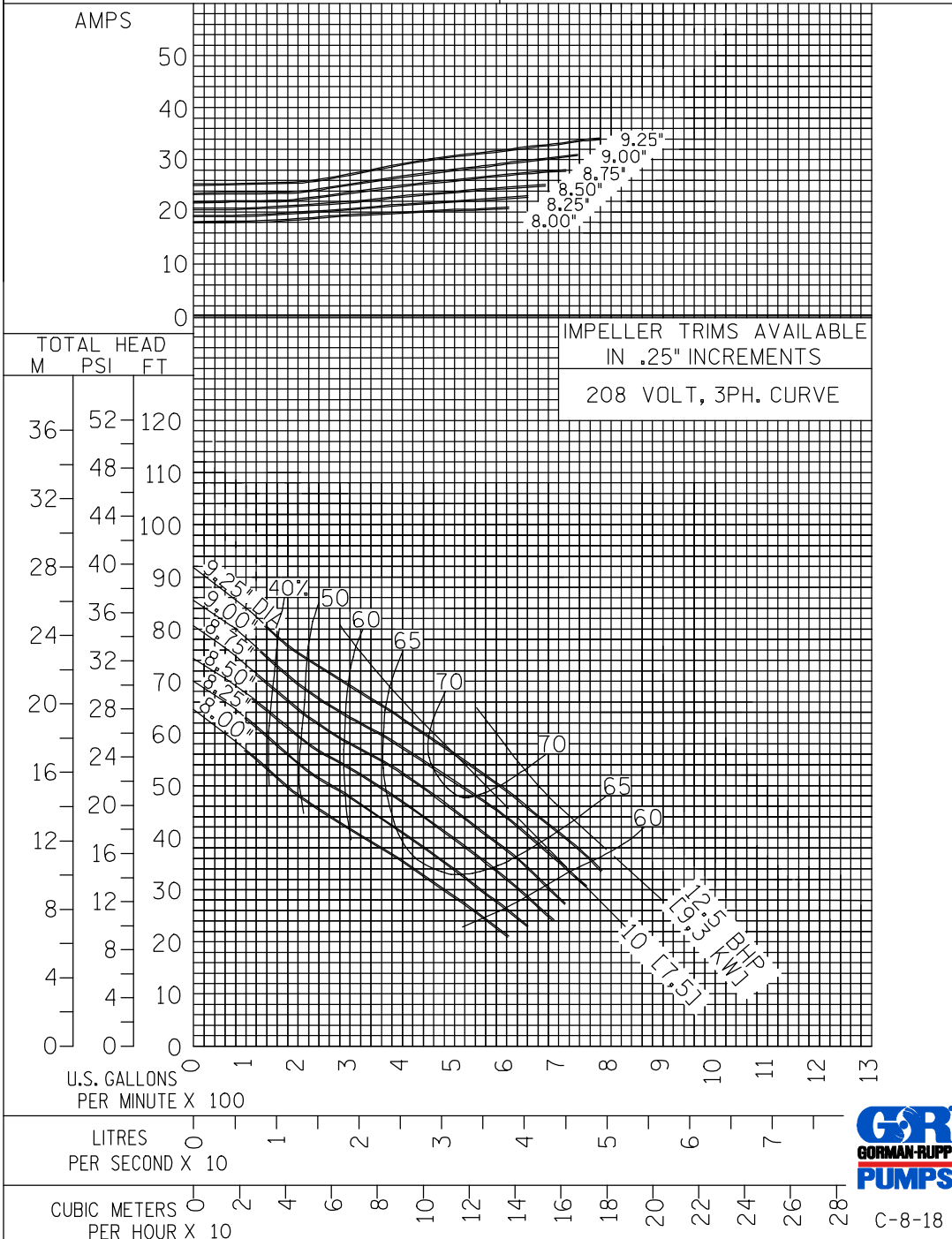
208 VOLT, 3PH. CURVE

3.00" DIA. SPHERICAL SOLIDS

SFS4C
CURVE SFS4C-2 MODEL SFS4C-X

SIZE 4" IMP. DIA. NOTED

SP.GR. 1.0 RPM 1750



C-8-18



GORMAN-RUPP PUMPS

www.grpumps.com

Specifications Subject to Change Without Notice

Printed in U.S.A.