



6500 SERIES[®]

*Standard Horizontal End Suction
Centrifugal Pumps*



The Pump People[®]



A HISTORY OF INNOVATION

Gorman-Rupp has been revolutionizing the pumping industry since 1933. Many of the innovations introduced by Gorman-Rupp over the years have become industry standards.

More than ever, we continue to update our factories, processes, research and development, and engineering to ensure that our pumps and systems are among the most reliable and efficient in the world. One of our most successful and innovative lines of pumps has been our self-priming models.

Revolutionary improvements were made in 1963 with the introduction of our T Series® self-priming pumps. Since then, continuous improvements to head, flow and efficiency have been made.

6500 Series standard horizontal end suction centrifugal pumps are designed for clean liquids or liquids containing large solids. These pumps are ideal for a variety of industrial, construction, mining, agricultural and wastewater treatment applications.

Gorman-Rupp's commitment to our original philosophy of innovation, continuous improvement, unparalleled quality and customer service continues to set us apart from others.



6500 Series® end suction centrifugal pumps are based on the proven technology of Gorman-Rupp's Prime Aire® and Prime Aire Plus® priming-assisted pump models.

OUR PUMPS DELIVER DECADES OF PERFORMANCE AND VALUE

Gorman-Rupp is committed to continuing to meet your fluid-handling requirements long after installation. The quality manufacturing and testing that goes into every 6500 Series® pump guarantees long-lasting, trouble-free operation. And we provide a five-year warranty and fast parts service to back up our products and ensure your peace of mind.



Value

6500 Series® pumps boast some of the lowest lifecycle costs in the industry. Because of the quality manufacturing and testing that goes into every Gorman-Rupp product, you benefit from minimal service interruptions and some of the lowest maintenance in the industry. Gorman-Rupp delivers the best ROI by ensuring low operating costs for the long haul.



Parts And Service

When you need a replacement part for your 6500 Series, you'll have it fast. With tens of thousands of genuine Gorman-Rupp parts and pumps at our disposal, we fill and ship most parts orders within 24 hours. Should your pump ever require service, our worldwide network of factory-trained distributors is ready to quickly respond to your needs. With just one number to call for parts and service, it's easy and convenient to keep your equipment performing as it should.



Peace Of Mind

At Gorman-Rupp, we don't just say our pumps are reliable. We guarantee every part and working component of a 6500 Series pump for a full five years. With Gorman-Rupp, reliable performance is always guaranteed.

GORMAN-RUPP 6500 SERIES®

Standard horizontal end suction centrifugal markets and applications

We have an experienced staff of engineers dedicated to the design and construction of the most efficient and serviceable pumps in the industry. Our representatives are trained to help you select the proper pumps and related equipment for your specific application. They are also available to offer suggestions on maintaining your equipment for maximum performance.



Wastewater Treatment Applications

- Influent Equalization
- Primary Sludge
- RAS
- Utility Water (Non-Potable)
- Effluent
- Scum
- WAS
- Supernatant Recirculation
- Dewatering Feed
- Sludge Loading



Industrial Applications

- General Water Service
- Chilled and Hot Water Systems
- Cooling Tower Recirculation
- Food Processing
- HVAC
- Industrial Processes
- Industrial Wastewater
- Water Transfer



Construction and Mining Applications

- Wash Plants
- Tire Washing
- Dust Control




Agricultural Applications

- Golf Course and Crop Irrigation Systems
- Manure Slurry and Pit
- Agricultural Waste
- Food Farming

- 01** | Inlet Spool
- 02** | Clean-Out Access Port
Available on solids-handling models
- 03** | Cast Or Ductile Iron Body
- 04** | Replaceable Wear Ring
- 05** | Double Volute
Available on models 6506A60-B, 6508A60-B and 6510A60-B
- 06** | Heavy-Duty Ductile Iron Impeller
- 07** | Oil-Lubricated Mechanical Seal
- 08** | Oversized Integrated Seal Oil Chamber
- 09** | Atmospheric Vent
- 10** | Two Lip Seals
- 11** | Oil Lubricated Bearings
- 12** | Heavy-Duty Alloy Steel Shaft



All 6500 Series® pumps come standard with a five-year warranty.



Specifications

Pump Size: 3" (75 mm), 4" (100 mm), 6" (150 mm),
 8" (200 mm), 10" (250 mm), 12" (300 mm),
 14" (350 mm), 16" (400 mm)
 Max. Capacity: 15000 GPM (946.4 lps)
 Max. Solids: 4" (101.6 mm)
 Max. Head: 530' (161.5 m)
 Materials of Construction: Ductile Iron, Cast Iron
 CD4MCu - Duplex Stainless Steel

6500 SERIES® FEATURES & BENEFITS

The 6500 Series® was designed to extend Gorman-Rupp's end suction centrifugal pump offering and to better serve applications where a suction lift is not required.

6500 Series® Pumps Feature:

- Alloy steel shafts with stainless steel options
- Oversized bearings for longer bearing life
- Dual sight gauges for bearing and seal cavities
- Double volute on larger models
- Smart Scroll® indexable discharge location
- Solids-handling models include side access for inspection and clean out
- Atmospheric vent
- Five-year warranty

Smart Scroll® Discharge Locator

The Smart Scroll can be rotated to fit your specific piping system. It can be ordered in a variety of discharge positions.



The Smart Scroll® discharge locator offers increased flexibility in pump installation.

Double Volute

A double volute mitigates shaft breakage and extends the life of the mechanical seals, wear rings and bearings, all while maintaining hydraulic efficiency.

Side Access Port

A side access port allows for easy access to pump interior for inspection and clean out while the pusher bolt capability assists in the removal of the suction flange.



Should a clog occur, the side clean-out port provides quick and easy access to the impeller without disconnecting piping.

GORMAN-RUPP 6500 SERIES®

Standard Horizontal End Suction Centrifugal Pumps

The simple design of 6500 Series® pumps allows for greater efficiencies in operation over self-priming alternatives in flooded suction installations. Additionally, they are available optimized for clean liquid or solids-handling applications. Solids-handling models include an innovative side access inspection/clean-out port and offer higher heads and flows when required.

Basic Pump



6500 Series®
Size: 3" (75 mm)



6500 Series®
Size: 4" (100 mm)
Model 6504A60-B pictured



6500 Series®
Size: 6" (150 mm)



6500 Series®
Size: 8" (200 mm)



6500 Series®
Size: 10" (250 mm)
Model 6510C60-B pictured



6500 Series®
Size: 12" (300 mm)



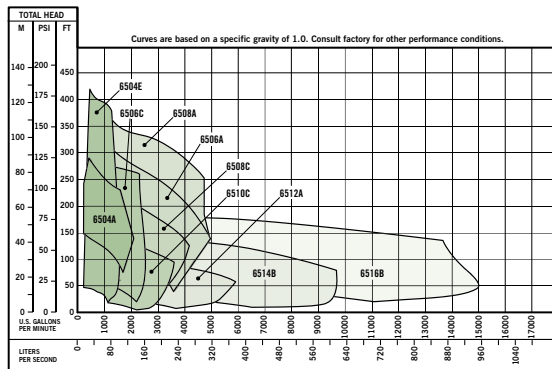
6500 Series®
Size: 14" (350 mm)



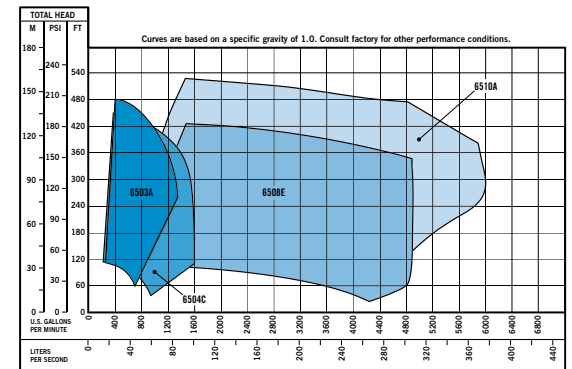
6500 Series®
Size: 16" (400 mm)

Pump Performance Data

Solids-Handling



Clean Liquids-Handling



MODEL	PUMP SIZE (SUC. X DIS.)	MAX. CAPACITY	MAX. HEAD	MAX. SOLIDS	CONSTRUCTION
6503A	6" x 3" (150 mm x 75 mm)	1365 GPM (86.1 lps)	480' (146.3 m)	.50" (12.7 mm)	Ductile Iron
6504A	6" x 4" (150 mm x 100 mm)	2150 GPM (135.6 lps)	295' (89.9 m)	3" (76.2 mm)	Ductile Iron, CD4MCu
6504C	6" x 4" (150 mm x 100 mm)	1600 GPM (100.9 lps)	450' (137.2 m)	.50" (12.7 mm)	Ductile Iron
6504E	6" x 4" (150 mm x 100 mm)	1560 GPM (98.4 lps)	420' (128.0 m)	3" (76.2 mm)	Ductile Iron
6506A	10" x 6" (250 mm x 150 mm)	4900 GPM (309.1 lps)	315' (96.0 m)	3" (76.2 mm)	Ductile Iron, CD4MCu
6506C	8" x 6" (250 mm x 150 mm)	2560 GPM (161.5 lps)	310' (94.5 m)	3" (76.2 mm)	Ductile Iron
6508A	10" x 8" (250 mm x 200 mm)	5200 GPM (328.1 lps)	355' (108.2 m)	3" (76.2 mm)	Ductile Iron, CD4MCu
6508C	10" x 8" (250 mm x 200 mm)	4150 GPM (261.8 lps)	240' (73.2 m)	3" (76.2 mm)	Ductile Iron
6508E	10" x 8" (250 mm x 200 mm)	4900 GPM (309.1 lps)	425' (129.5 m)	1.75" (44.5 mm)	Ductile Iron
6510A	12" x 10" (300 mm x 250 mm)	6000 GPM (374.5 lps)	530' (161.5 m)	2" 50.8 mm)	Ductile Iron
6510C	10" x 10" (250 mm x 250 mm)	3600 GPM (227.1 lps)	136' (41.5 m)	3.25" (82.6 mm)	Ductile Iron
6512A	12" x 12" (300 mm x 300 mm)	5900 GPM (372.2 lps)	92' (28.0 m)	3" (76.2 mm)	Cast Iron
6514B	14" x 14" (350 mm x 350 mm)	9700 GPM (612.0 lps)	140' (42.7 m)	3.5" (88.9 mm)	Ductile Iron
6516A	18" x 16" (450 mm x 400 mm)	15000 GPM (946.4 lps)	180' (54.9 m)	4" (101.6 mm)	Ductile Iron

FLUID-HANDLING EQUIPMENT DESIGNED WITH YOUR NEEDS IN MIND



★ Manufacturing Facilities
● Distribution Center

Gorman-Rupp USA
Mansfield, Ohio, USA
Gorman-Rupp Canada
St. Thomas, Ontario, Canada

Gorman-Rupp Europe
Waardenburg, Netherlands
Namur, Belgium
Gorman-Rupp Africa
Cape Town, South Africa
Durban, South Africa
Johannesburg, South Africa (Headquarters)

Distribution Center
Grand Prairie, Texas, USA

Engineering and manufacturing superiority has been the hallmark of Gorman-Rupp since our inception in 1933. Today we bring our products to life in some of the most efficient, modern and state-of-the-art manufacturing facilities in the world. Gorman-Rupp has a selection of nearly 3,000 pump models, and our world-class team of distributors has worked closely with thousands of end users around the world. We have the proven expertise and the resources to specify, manufacture, test and service your pump, and to ensure reliable performance for the long haul.



GORMAN-RUPP PUMPS
P.O. BOX 1217
MANSFIELD, OHIO 44901-1217 | USA
TEL: 419.755.1011 | FAX: 419.755.1251

GRPUMPS.COM



The Pump People®