

Electric Motor Driven



Submersible Pump

Model S2A1

Size 2"



PUMP SPECIFICATIONS

Diffuser: Ductile Iron 80-60-03;
Maximum Operating Pressure 49 psi (338 kPa).*

Impeller: Ductile Iron 60-40-18.

Wear Plate: Carbon Steel 1045.

Intermediate: Aluminum Alloy 356-T6.

Motor Housing: Aluminum Alloy 356-T6.

Motor Shaft: Stainless Steel 17-4 PH.

Bearings: Upper and Lower, Open Single Row Ball Bearing.

Discharge Flange: Aluminum Alloy 356-T6.

Gaskets: Cork with Nitrile Binder (NC710).

Wetted Hardware: Standard Plated Steel.

Strainer: Urethane Coated Steel; 50% Open Area,
0.31" (7.9 mm) Diameter Openings.

Hoisting Bail: Urethane Coated Steel.

Standard Equipment

NEMA Type 3R Rainproof Control Box. (See Section 130, Pages 80 and 85.)

Provides On-Off, Circuit Breaker and Motor Overload Protection.

Optional Equipment

Liquid Level Control: (See Sec. 130, Page 150.)

a. Turtle Type Pressure Activated Level Switch.

b. Float Activated Level Switch.

Staging Adapter Kit.

MOTOR/CABLE SPECIFICATIONS

Motor: Oil Filled Enclosure. 2.0 H.P.; 3450 R.P.M.; 60 Hz. 115/230 Volt,
Single Phase: 28.0/14.0, Full Load AMPS, 2.8/2.8 kW (Max.).

Power Cable: (115V) 4 Wire; Type GGC; 8 AWG; 3 Power Conductors, 2
Ground and 1 Ground Check. (230V) 4 Wire; Type SO/SOW/SOOW/SEOW/
SEOOW; 14 AWG; 3 Power Conductors, Plus 1 Ground.
Nominal Length 50 Feet (15 m) Standard.
(Specify Alternate Length at Time of Order.)

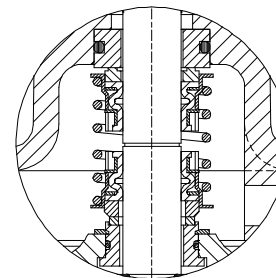
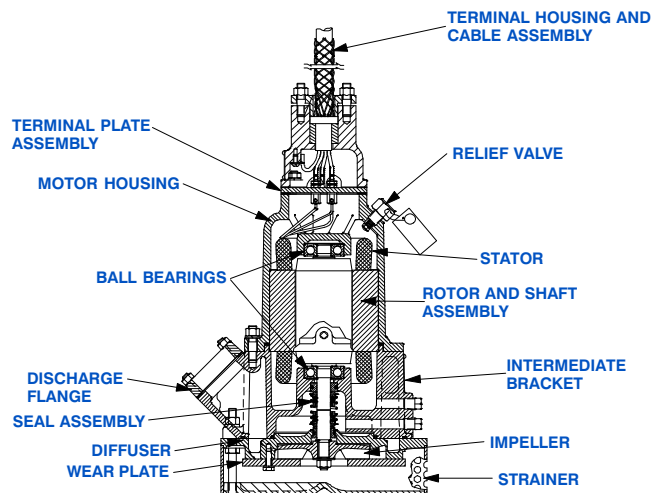
Recommended Generator Size: 6 kW Across the Line Start.

* Consult Factory for Applications Exceeding Maximum
Pressure and/or Temperature Indicated.



WARNING!

Do not use in explosive atmosphere or for pump-
ing volatile flammable liquids.



SEAL SPECIFICATIONS

Double, Mechanical Oil Lubricated. Upper faces: Carbon
Rotating Face and Ni-Resist Stationary Face. Lower Faces:
Tungsten Titanium Carbide Rotating and Stationary Faces.
Buna-N Elastomers.

Maximum Temperature of Liquid Pumped 122°F (50°C).*



GORMAN-RUPP PUMPS

www.grpumps.com

Specifications Subject to Change Without Notice

Printed in U.S.A.

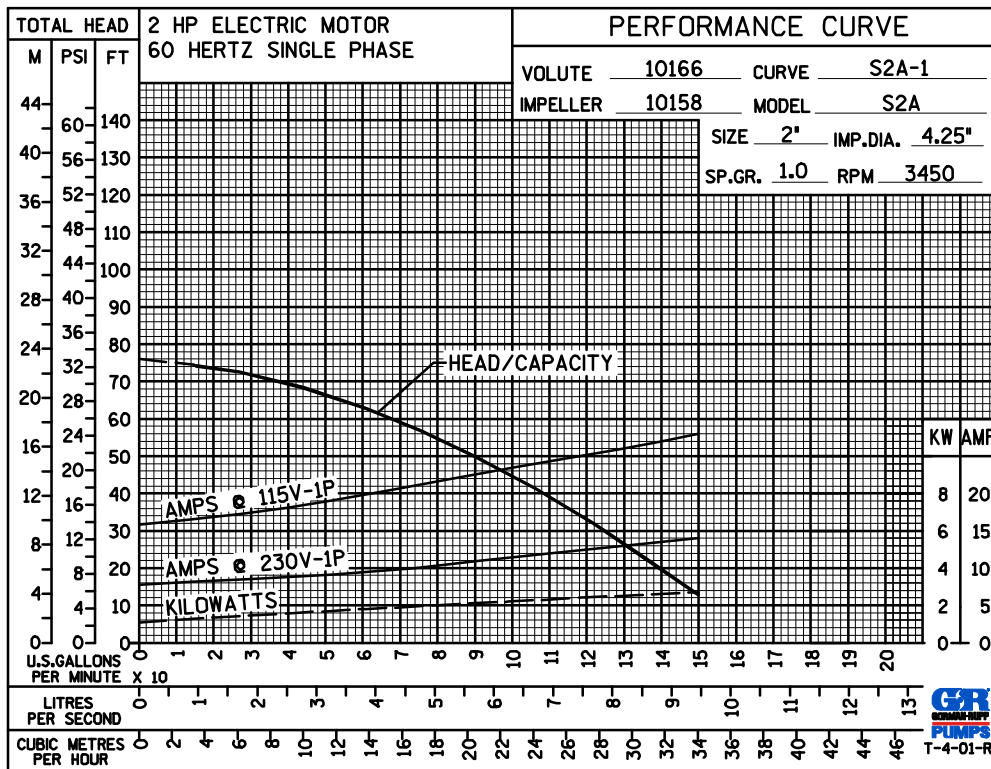
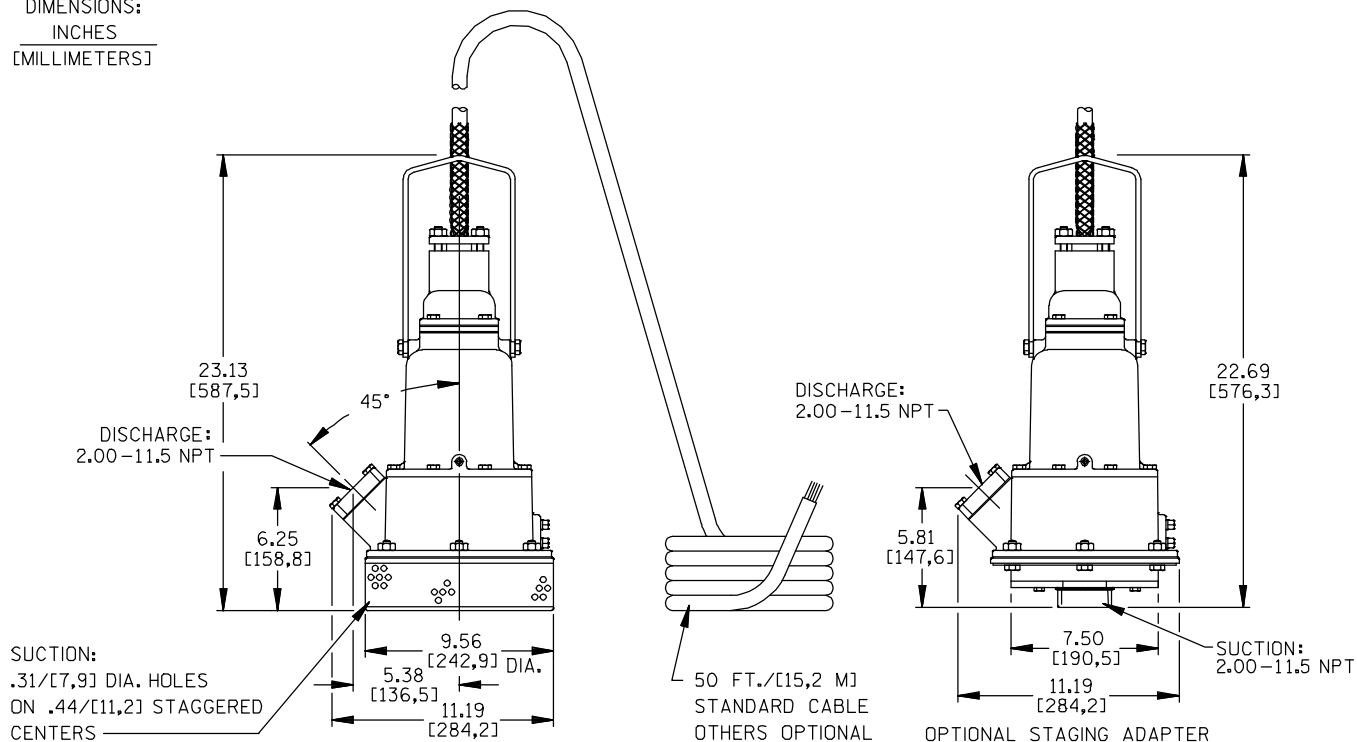
Specification Data

SECTION 130, PAGE 460

APPROXIMATE
DIMENSIONS and WEIGHTS

NET WEIGHT: 93 LBS. (42,2 KG.)
SHIPPING WEIGHT: 103 LBS. (46,7 KG.)
EXPORT CRATE: 5.0 CU. FT. (0,14 CU. M.)

DIMENSIONS:
INCHES
[MILLIMETERS]



GORMAN-RUPP PUMPS

www.grpumps.com

Specifications Subject to Change Without Notice

Printed in U.S.A.