

AC

Use With: OM—04151
MR—04278

PUBLICATION NUMBER
PL—04358—02
November 1, 2002



PUMP MODEL S3A1—E5 200/3

**MANUAL
PART 2 of 3**

**PARTS
LIST
WITH
PERFORMANCE CURVE**

THE GORMAN-RUPP COMPANY • MANSFIELD, OHIO

www.grpumps.com

GORMAN-RUPP OF CANADA LIMITED • ST. THOMAS, ONTARIO, CANADA

Printed in U.S.A.

©2002 The Gorman-Rupp Company

Register your new
Gorman-Rupp pump online at
www.grpumps.com

Valid serial number and e-mail address required.

RECORD YOUR PUMP MODEL AND SERIAL NUMBER

Please record your pump model and serial number in the spaces provided below. Your Gorman-Rupp distributor needs this information when you require parts or service.

Pump Model: _____
Serial Number: _____

PERFORMANCE CURVE – SECTION A

RECORDING MODEL AND SERIAL NUMBERS

Please record the pump model and serial number in the spaces provided below and in the separate Installation/Operation Manual accompanying your pump. Your Gorman-Rupp distributor needs this information when you require parts or service.

Pump Model: _____

Serial Number: _____

WARRANTY INFORMATION

The pump warranty is provided as part of Gorman-Rupp's support program for customers who operate and maintain their equipment as described in this manual and other accompanying literature. Please note that should the equipment be abused or modified to change its performance beyond the original factory specifications, the warranty will become void and any claim will be denied.

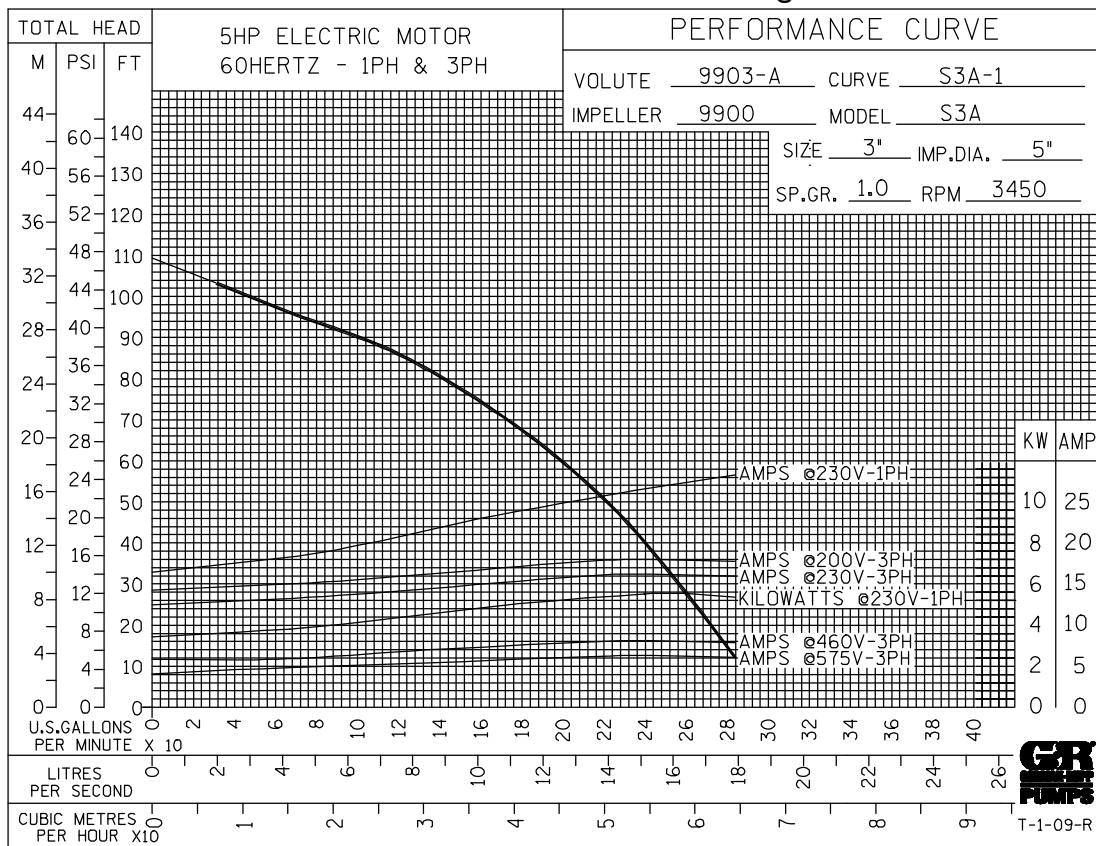
PERFORMANCE CURVES

The performance curves on the following page are based on 70° F (21° C) clear water at sea level. Since pump installations are seldom identical, your performance may be different due to such factors as viscosity, specific gravity, elevation, temperature, and impeller trim.

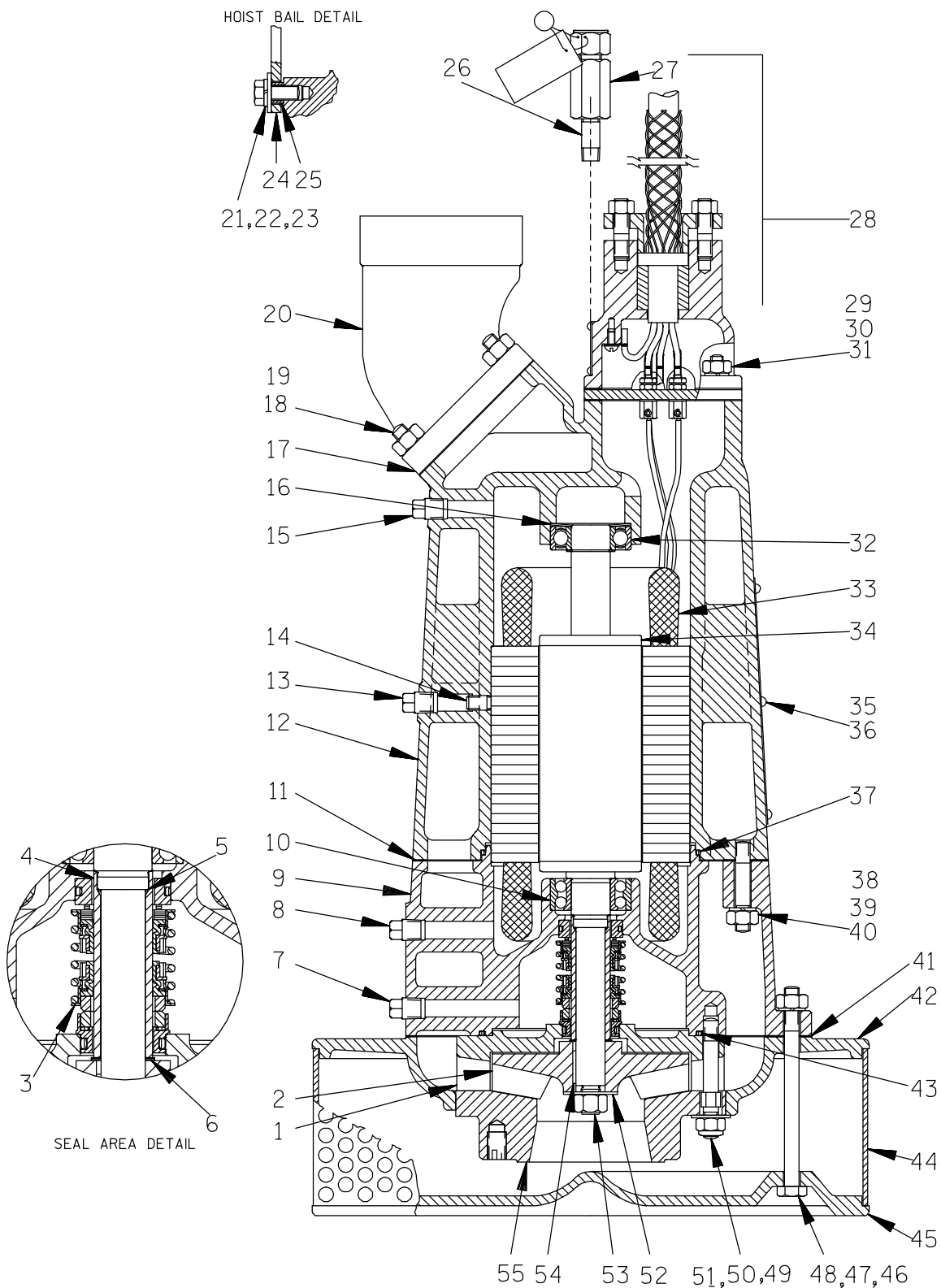
If your pump serial number is followed by an "N", your pump is **NOT** a standard production model. Contact the Gorman-Rupp Company to verify performance or part numbers.



Pump speed and operating condition points must be within the continuous performance range shown on the curve(s).



Performance Curve – Model S3A1–E5 200/3



THE GORMAN—RUPP COMPANY • MANSFIELD, OHIO

GORMAN—RUPP OF CANADA LIMITED • ST. THOMAS, ONTARIO, CANADA Printed in U.S.A.

©2002 The Gorman-Rupp Company

1 of 4

S/N 1686592 UP

PUMP ISSUE 2

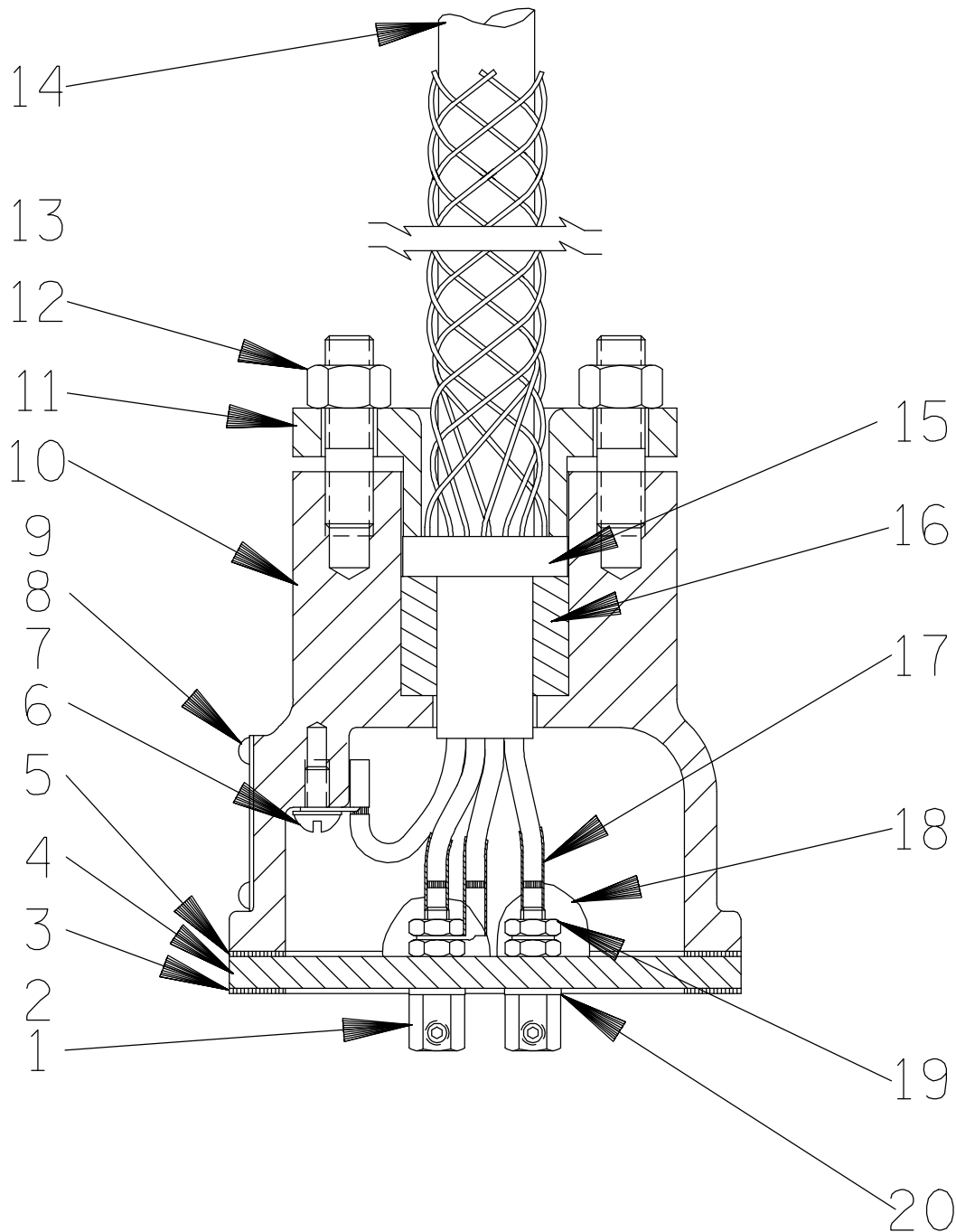
If your pump serial number is followed by an "N", your pump is NOT a standard production model. Contact the Gorman-Rupp Company to verify part numbers.

ITEM NO.	PART NAME	PART NUMBER	MAT'L CODE	QTY	ITEM NO.	PART NAME	PART NUMBER	MAT'L CODE	QTY
1	DIFFUSER	9903A	11030	1	37 *	INTERMEDIATE O-RING	S1462	---	1
2 *	IMPELLER	9900	1101H	1	38	STUD	C0609	17000	6
3 *	SEAL ASSY	46512-044	---	1	39	HEX NUT	D06	17000	6
4 *	SHAFT SLEEVE	8742A	17030	1	40	LOCKWASHER	J06	17000	6
5 *	SLEEVE O-RING	S1461	---	REF	41 *	STRAINER PLATE GSKT	8743G	20000	1
6 *	IMP ADJ SHIM SET	2Y	17090	1	42	STRAINER PLATE	8737	13040	1
7	SEAL CAVITY DRAIN/FILL PLUG	P04	17000	1	43 *	INTERMEDIATE O-RING	S1462	---	1
8	MTR HSG DRAIN PLUG	P04	17000	1	44	STRAINER SCREEN	8753	1500V	1
9	INTERMEDIATE	8743A	13040	1	45	BASE PLATE	8738	13080	1
10 *	LOWER BALL BEARING	S1457	---	1	46	HEX HD CAPSCREW	B0620	15991	4
11 *	MTR HOUSING GSKT	8430G	20000	1	47	HEX NUT	D06	15991	4
12	MOTOR HOUSING	8430A	13040	1	48	LOCKWASHER	J06	15991	4
13	PIPE PLUG	P04	17000	1	49	STUD	9913	17000	3
14	ALLEN HD SETSCREW	GA0603	15990	1	50	FLAT WASHER	KB06	17000	3
15	PIPE PLUG	P04	17000	1	51	NYLOCK LOCKNUT	BC06	17000	3
16	BRG WAVE WASHER	S1592	---	1	52	FLAT WASHER	KB08	17000	1
17 *	DISCH FLANGE GASKET	7196GA	20000	1	53	HVY IMPELLER NUT	22561-145	---	1
18	STUD	C0606	15991	4	54 *	IMPELLER KEY	N0303 1/2	17000	1
19	HEX NUT	D06	15991	4	55	SUCTION HD ASSY	42111-424	---	1
20	DISCHARGE ELBOW	11357	13040	1	NOT SHOWN:				
21	FLAT WASHER	KE08	15991	2		CONTROL BOX ASSY	27515-563	---	1
22	LOCKWASHER	J08	15991	2		DRIVE SCREW	BM#04-03	17000	4
23	HEX HD CAPSCREW	B0804	15991	2		SUB PUMP OIL	9568	---	1
24	HOIST BAIL	9268	1500V	1		CABLE TIE	27111-212	---	1
25	BUSHING	9562	15991	2		VOLTAGE TAG	38816-200	---	1
26	HVY PIPE NIPPLE	THA0406	15079	1		IMPELLER PULLER	10285	---	1
27 *	RELIEF VALVE ASSY	46431-609	---	1		HEATER PACK	27521-205	---	1
28	TERMINAL HOUSING AND CABLE ASSY	47367-041	---	1	OPTIONAL:				
29	STUD	C0506	15991	4		REPAIR GSKT SET	11000C	---	1
30	HEX NUT	D05	15991	4		STAGING ADAPTOR KIT	48272-003	---	1
31	LOCKWASHER	J05	15991	4	LIQUID LEVEL DEVICES:				
32 *	UPPER BALL BEARING	S1458	---	1		DIAPHRAGM TYPE	GRP48-03 or GRP48-06		1
33	STATOR	47113-838	---	1		FLOAT TYPE	27471-180	---	1
34 *	ROTOR W/SHAFT	47112-804	---	1		120V LIQ LVL CONTROL	27521-322	---	1
35	NAME PLATE	2613CY	17020	1					
36	DRIVE SCREW	BM#04-03	17000	6					

* INDICATES PARTS RECOMMENDED FOR STOCK

THE GORMAN—RUPP COMPANY • MANSFIELD, OHIO

GORMAN—RUPP OF CANADA LIMITED • ST. THOMAS, ONTARIO, CANADA Printed in U.S.A.



THE GORMAN—RUPP COMPANY • MANSFIELD, OHIO

GORMAN—RUPP OF CANADA LIMITED • ST. THOMAS, ONTARIO, CANADA Printed in U.S.A.

©2002 The Gorman-Rupp Company

3 of 4

November 1, 2002

Page 150.3 A1.5

Terminal Housing And Cable Assembly

If your pump serial number is followed by an "N", your pump is **NOT** a standard production model. Contact the Gorman-Rupp Company to verify part numbers.

ITEM NO.	PART NAME	PART NUMBER	MAT'L CODE	QTY
1	TERMINAL	11181	14100	3
2	ALLEN HEAD SETSCREW	GA#10-01S	15991	3
3	* LOWER TERMINAL PLATE GASKET	10321G	20000	1
4	TERMINAL PLATE	10320A	23010	1
5	* UPPER TERMINAL PLATE GASKET	10321G	20000	1
6	ROUND HEAD MACHINE SCREW	X#10-01 1/2	14990	1
7	T TYPE LOCK WASHER	AK#10	15991	1
8	INFORMATION PLATE	38816-047	17990	1
9	DRIVE SCREW	BM#04-03	17000	4
10	TERMINAL HOUSING	10757	13040	1
11	TERMINAL CAP	10756B	13040	1
12	STUD	C0606	15991	2
13	HEX NUT	D06	15991	2
14	* CABLE ASSEMBLY	9166H	---	1
15	* CABLE GRIP	11227B	---	1
16	* GLAND BUSHING	10758F	19100	1
17	HEAT SHRINK TUBE	31411-203	19530	3
18	1 OZ RTV SEALANT	18771-106	---	1
19	HEX NUT	D#10	14990	6
20	DYNA—SEAL WASHER	S1590	---	3

OPTIONAL:

HEAT SHRINK TERMINAL KIT	48315-008	---	1
TERMINAL HOUSING W/75 FT CABLE	47367—044	---	1
—75 FOOT CABLE ASSY	9166A	---	1

* INDICATES PARTS RECOMMENDED FOR STOCK

THE GORMAN—RUPP COMPANY • MANSFIELD, OHIO**GORMAN—RUPP OF CANADA LIMITED • ST. THOMAS, ONTARIO, CANADA** Printed in U.S.A.

**For Warranty Information, Please Visit
www.grpumps.com/warranty
or call:
U.S.: 419-755-1280
Canada: 519-631-2870
International: +1-419-755-1352**

GORMAN-RUPP PUMPS