



PRIME-AIRE[®] SERIES

**PUMP MODEL
PA10A60-B-E100 3P**

**MANUAL
PART 2 of 3**

**PARTS
LIST
WITH
PERFORMANCE CURVE**

GORMAN-RUPP PUMPS

www.grpumps.com

Register your new
Gorman-Rupp pump online at
www.grpumps.com

Valid serial number and e-mail address required.

RECORD YOUR PUMP MODEL AND SERIAL NUMBER

Please record your pump model and serial number in the spaces provided below. Your Gorman-Rupp distributor needs this information when you require parts or service.

Pump Model: _____

Serial Number: _____

PERFORMANCE CURVE – SECTION A

RECORDING MODEL AND SERIAL NUMBERS

Please record the pump model and serial number in the spaces provided below and in the separate Installation/Operation Manual accompanying your pump. Your Gorman-Rupp distributor needs this information when you require parts or service.

Pump Model: _____

Serial Number: _____

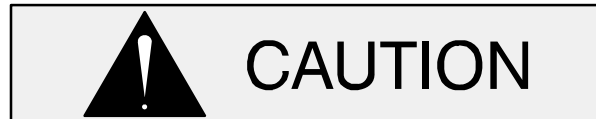
WARRANTY INFORMATION

The pump warranty is provided as part of Gorman-Rupp's support program for customers who operate and maintain their equipment as described in this manual and other accompanying literature. Please note that should the equipment be abused or modified to change its performance beyond the original factory specifications, the warranty will become void and any claim will be denied.

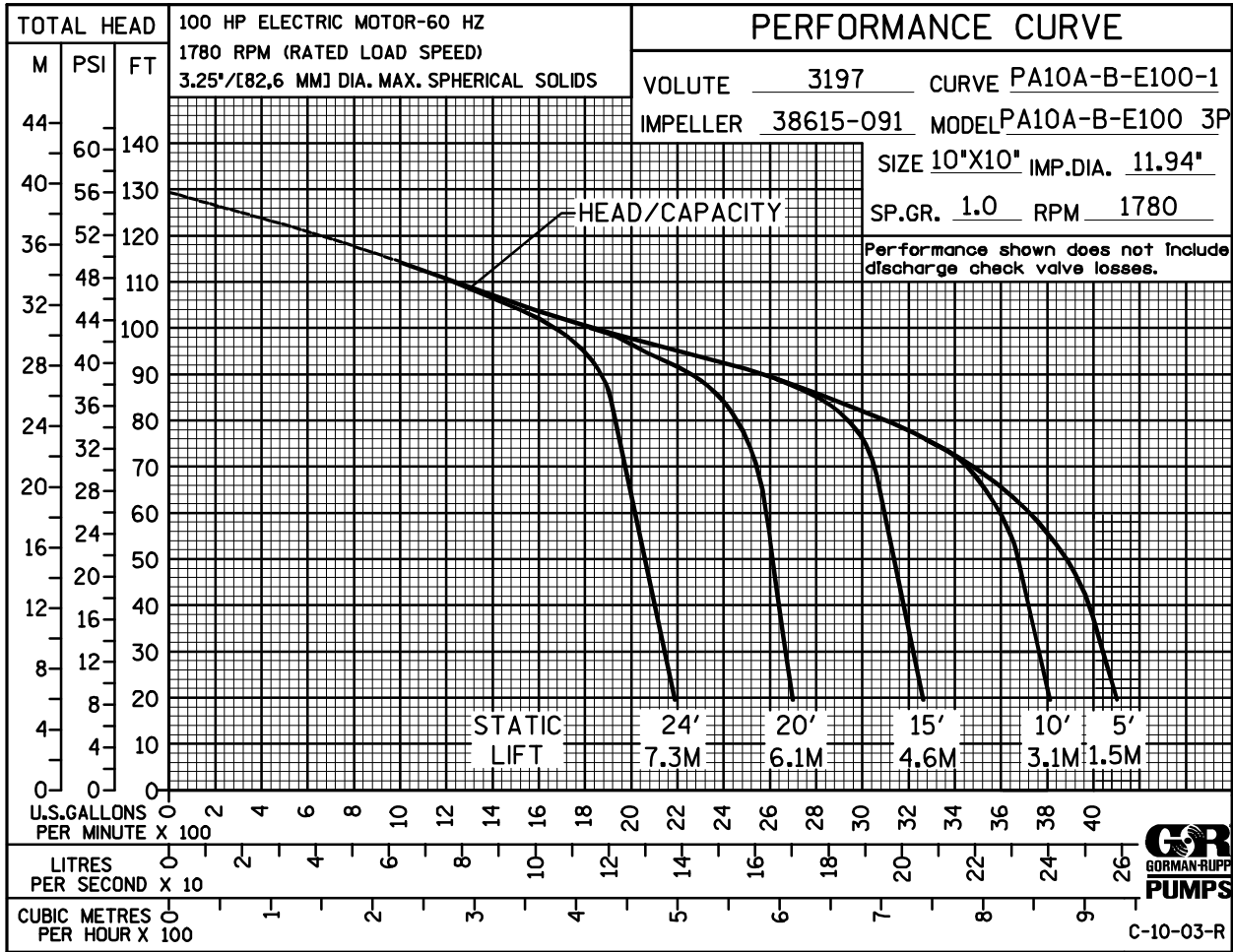
PERFORMANCE CURVE

The performance curve on the following page is based on 70° F (21° C) clear water at sea level with minimum suction lift. Since pump installations are seldom identical, your performance may be different due to such factors as viscosity, specific gravity, elevation, temperature, and impeller trim.

If your pump serial number is followed by an "N", your pump is **NOT** a standard production model. Contact the Gorman-Rupp Company to verify performance or part numbers.

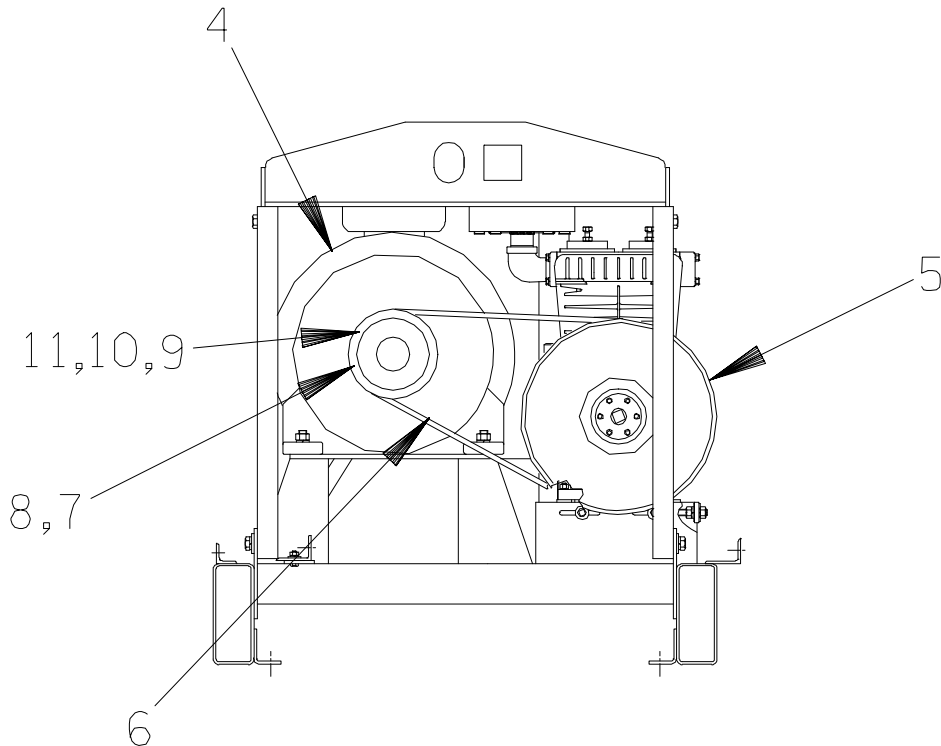
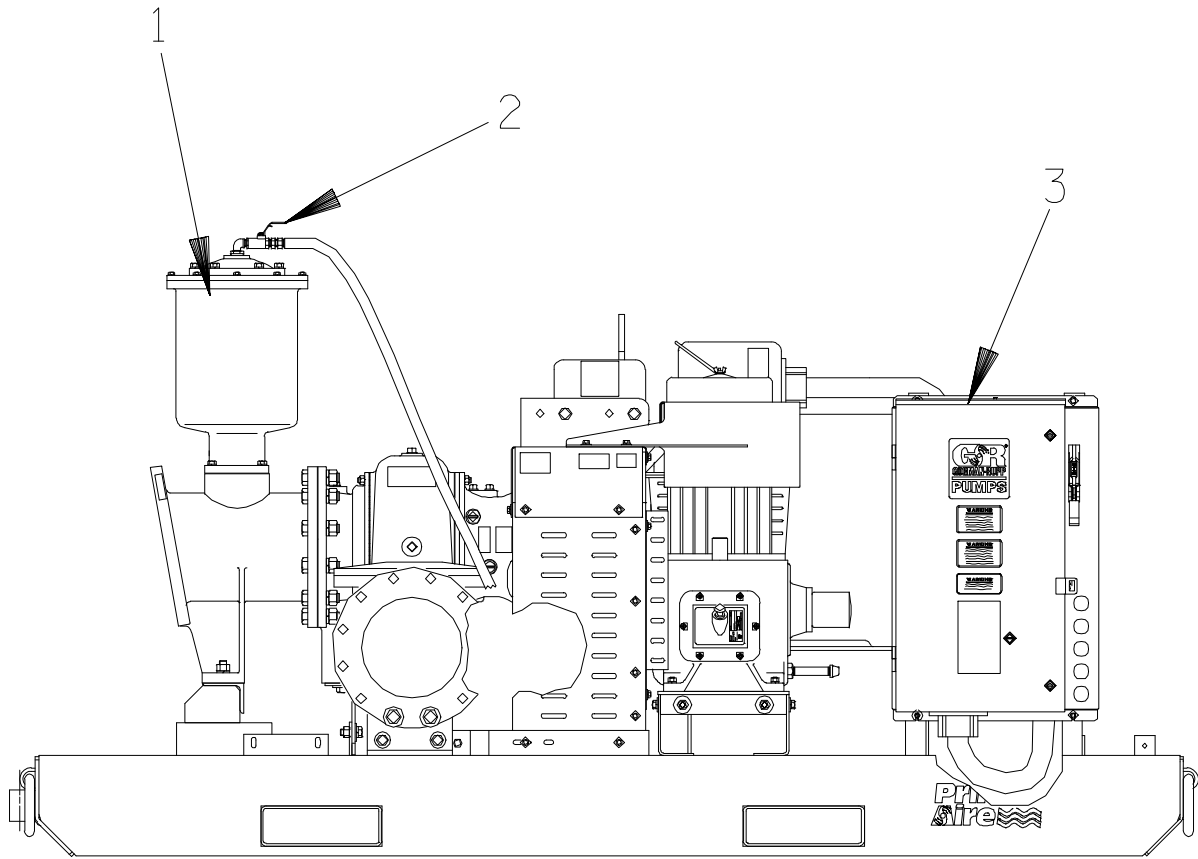


Pump speed and operating condition points must be within the continuous performance range shown on the curve.



Performance Curve – Model PA10A60-B-E100 3P

This Page Intentionally Blank



GORMAN-RUPP PUMPS

PA10A60—B—E100 3P

S/N 1314375 Up
PUMP ISSUE 2

Pump Model Assembly

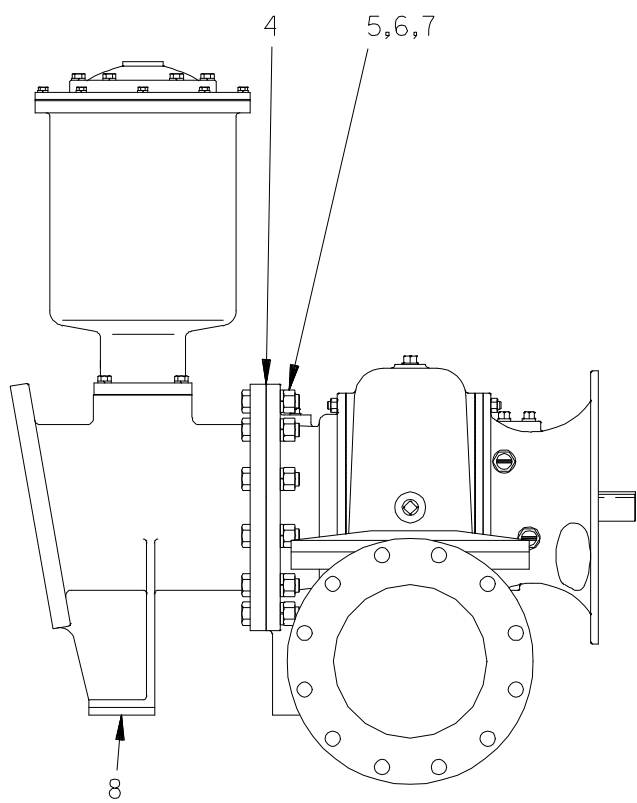
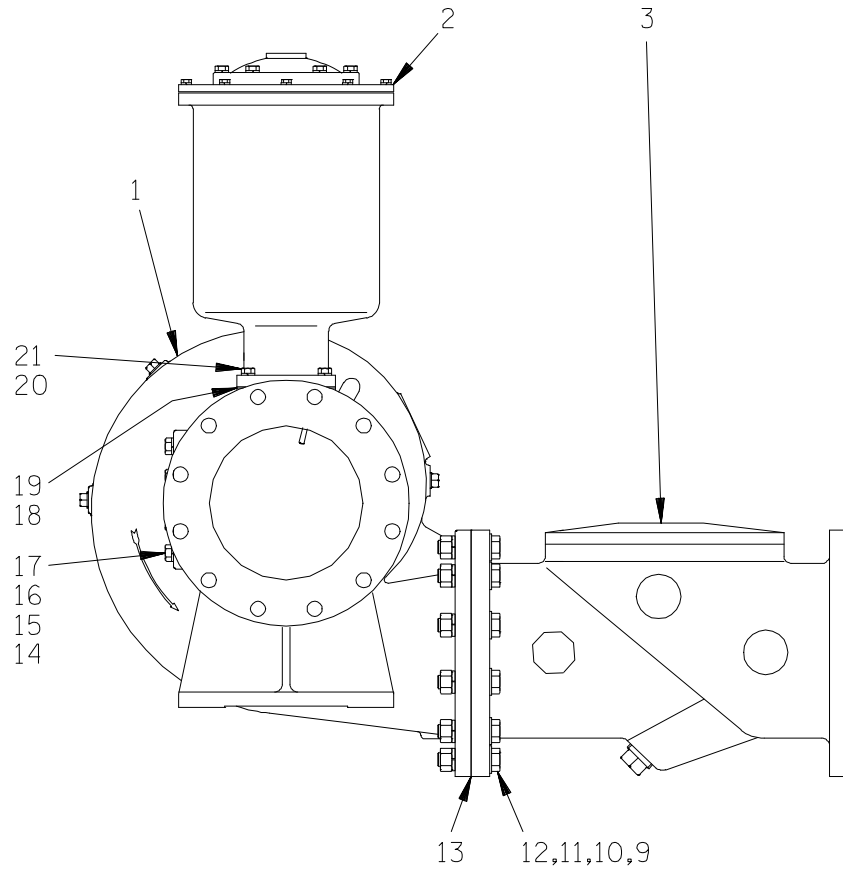
If your pump serial number is followed by an "N", your pump is **NOT** a standard production model. Contact the Gorman-Rupp Company to verify part numbers.

ITEM NO.	PART NAME	PART NUMBER	MAT'L CODE	QTY
1	PUMP MODEL ASSEMBLY	46133-636	---	1
2	BALL VALVE	26631-052	---	1
3	CONTROL BOX	27515-306	---	1
4	MOTOR 100 HP	28268-401	---	1
5	AIR COMPRESSOR	46181-901	---	1
6	* BELT	24166-002	---	2
7	SHEAVE	24226-009	---	1
8	BUSHING	24131-377	---	1
9	COUPLING	24341-101	---	1
10	PUMP BUSHING	24131-371	---	1
11	MOTOR BUSHING	24131-377	---	1

NOT SHOWN:

PRESSURE RELIEF VALVE	26662-027	---	1
VENTURI	26817-001	---	1
STRAINER	46641-011	24150	1

* INDICATES PARTS RECOMMENDED FOR STOCK



GORMAN-RUPP PUMPS

PA10A60—B—E100 3P

S/N 1314375 Up
PUMP ISSUE 2

PARTS LIST PA10A60—(SAE 3/11.5) Pump Model Assembly

ITEM NO.	PART NAME	PART NUMBER	MAT'L CODE	QTY
1	PUMP END ASSY	610N60—(SAE 3/11.5)		1
2	PRIMING CHAMBER ASSY	46112—707	---	1
3	VALMATIC CHECK VALVE	26642—127	---	1
	* —CHECK VALVE FLAPPER	26688—007	---	1
	* —CHECK VALVE O-RING	25152—463	---	1
4	* GASKET	25113—040	---	1
5	HEX HD CAPSCREW	B1414	15991	12
6	HEX NUT	D14	15991	12
7	LOCKWASHER	J14	15991	12
8	SUCTION SPOOL	38642—615	10000	1
9	HEX HD CAPSCREW	B1414	15991	12
10	HEX NUT	D14	15991	12
11	LOCKWASHER	J14	15991	12
12	WASHER	21161—450	---	12
13	* GASKET	25113—040	---	1
14	BLIND FLANGE ASSY	42111—358	---	1
15	* FLANGE GASKET	25113—034	---	1
16	HEX HD CAPSCREW	B1007	15991	8
17	LOCK WASHER	J10	15991	8
18	* GASKET	38687—053	19060	1
19	BAFFLE	31113—011	17000	1
20	HEX HD CAPSCREW	B0807	15991	4
21	LOCK WASHER	J08	15991	4

* INDICATES PARTS RECOMMENDED FOR STOCK

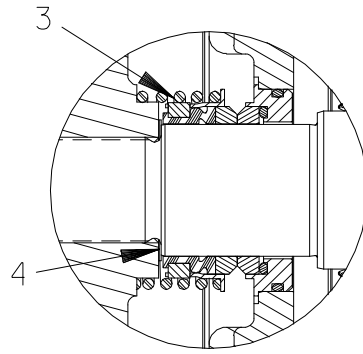
GORMAN-RUPP PUMPS

www.grpumps.com

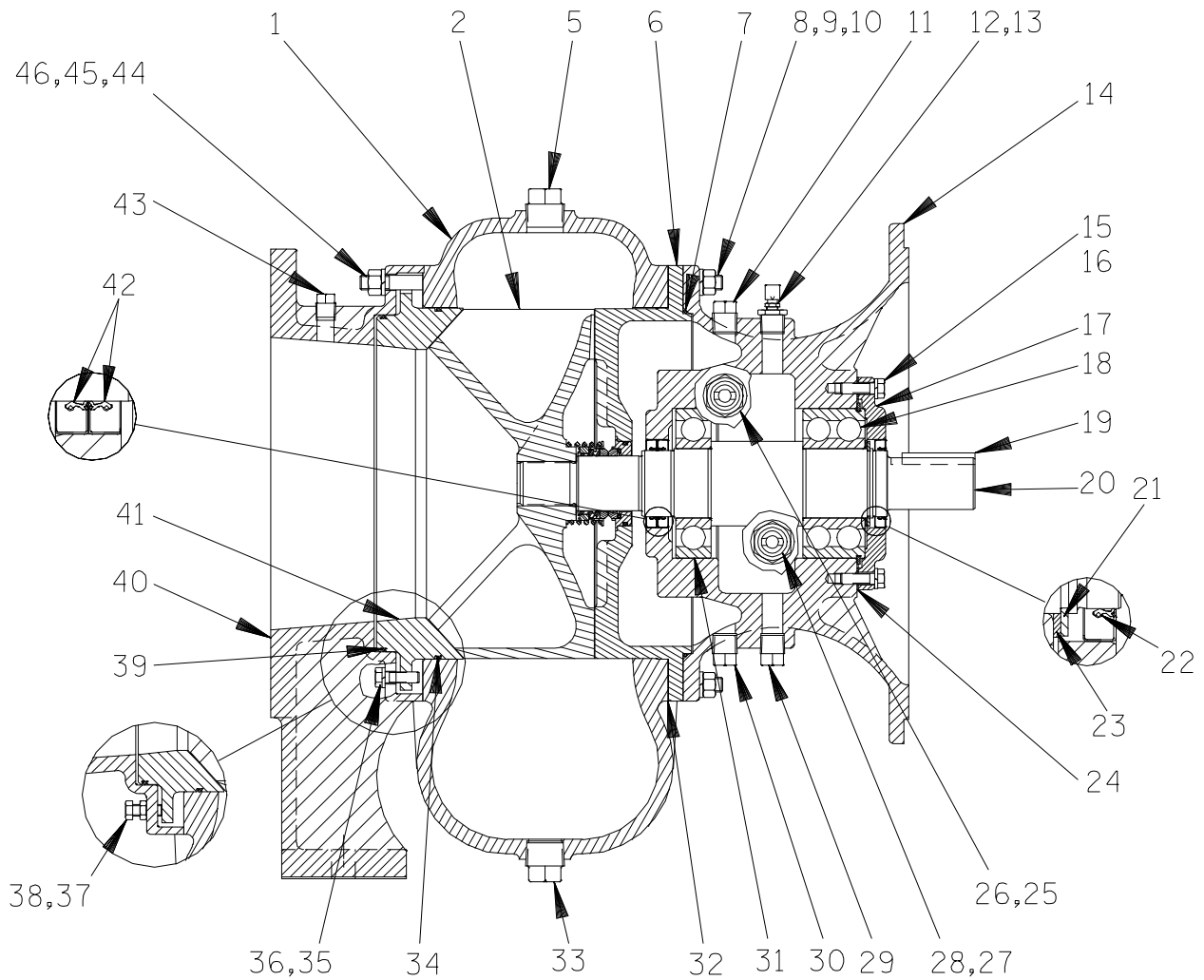
©2004 Gorman-Rupp Pumps

PA10A60-B-E100 3P

S/N 1314375 Up
PUMP ISSUE 2



SEAL AREA DETAIL



GORMAN-RUPP PUMPS

PA10A60—B—E100 3P

S/N 1314375 Up
PUMP ISSUE 2

PARTS LIST 610N60—(SAE 3/11.5) Pump End Assembly

ITEM NO.	PART NAME	PART NUMBER	MAT'L CODE	QTY	ITEM NO.	PART NAME	PART NUMBER	MAT'L CODE	QTY
1	PUMP CASING	3197	10010	1	31 *	BALL BEARING	S1911	---	1
2 *	IMPELLER	38615-091	11010	1	32 *	SEAL PLATE GSKT	3200G	18000	1
3 *	SEAL ASSY	46512-048	---	1	33	CASING DRAIN PLUG	P16	10009	1
4	IMP ADJ SHIM SET	5091	17090	1	34 *	WEAR RING O-RING	25152-277	---	1
5	PIPE PLUG	P04	15079	5	35	HEX HD CAPSCREW	B0605	15991	4
6	SEAL PLATE	38272-716	10000	1	36	LOCKWASHER	J06	15991	4
7 *	CASING O-RING	25152-276	---	1	37	HEX HD CAPSCREW	B0604	15991	4
8	STUD	C0810	15991	12	38	JAM NUT	AT06	15991	4
9	HEX NUT	D08	15991	12	39 *	WEAR RING O-RING	25152-276	---	1
10	LOCKWASHER	J08	15991	12	40	SUCTION HEAD	38248-506	10000	1
11	VENTED PLUG	4823A	15079	1	41 *	WEAR RING	38691-634	11010	1
12	RED PIPE BUSHING	AP0802	15079	1	42 *	OIL SEAL	25258-725	---	2
13	AIR VENT	S1530	---	1	43	PIPE PLUG	P06	15079	1
14	INTERMEDIATE	38264-705	10000	1	44	STUD	C0811	15991	12
15	HEX HD CAPSCREW	B0605	15991	6	45	HEX NUT	D08	15991	12
16	LOCKWASHER	J06	15991	6	46	LOCKWASHER	J08	15991	12
17	BEARING COVER	38322-432	10000	1	NOT SHOWN:				
18 *	BALL BEARING	23422-413	---	1		LUBE DECAL	11421A	---	1
19 *	SHAFT KEY	N0610	15990	1		SUCTION DECAL	6588AG	---	1
20 *	IMPELLER SHAFT	38512-524	1706H	1		DISCHARGE STICKER	6588BJ	---	1
21	RETAINING RING	24124-052	---	1		60 SERIES NAME PLATE	38818-127	13000	1
22 *	OIL SEAL	25258-725	---	1		PA SERIES NAME PLATE	2613D	13990	1
23	THRUST WASHER	31134-114	15000	1		DRIVE SCREW	BM#04-03	17000	4
24 *	BRG COVER GASKET	38683-475	18000	1		INTER GUARD	42381-031	24152	2
25	SIGHT GAUGE	S1471	---	1		HEX HX CAPSCREW	B0604	15991	2
26	PIPE PLUG	P12	15079	1		PIPE PLUG	P04	15079	1
27	SIGHT GAUGE	S1471	---	1	OPTIONAL:				
28	PIPE PLUG	P12	15079	1		ADI IMPELLER	38615-091	1102H	1
29	BRG CVTY DRAIN PLUG	P08	15079	1					
30	SEAL CVTY DRAIN PLUG	P08	15079	1					

* INDICATES PARTS RECOMMENDED FOR STOCK

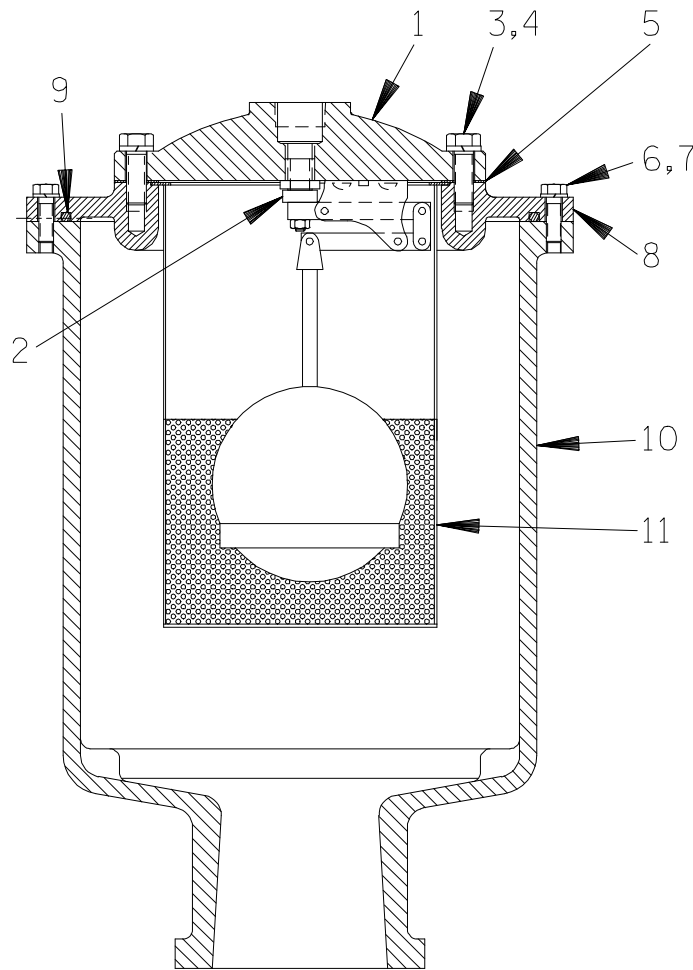
GORMAN-RUPP PUMPS

www.grpumps.com

©2004 Gorman-Rupp Pumps

6 of 8

Page 64 of 10 A10



PARTS LIST
46112-707 Priming Chamber Assembly

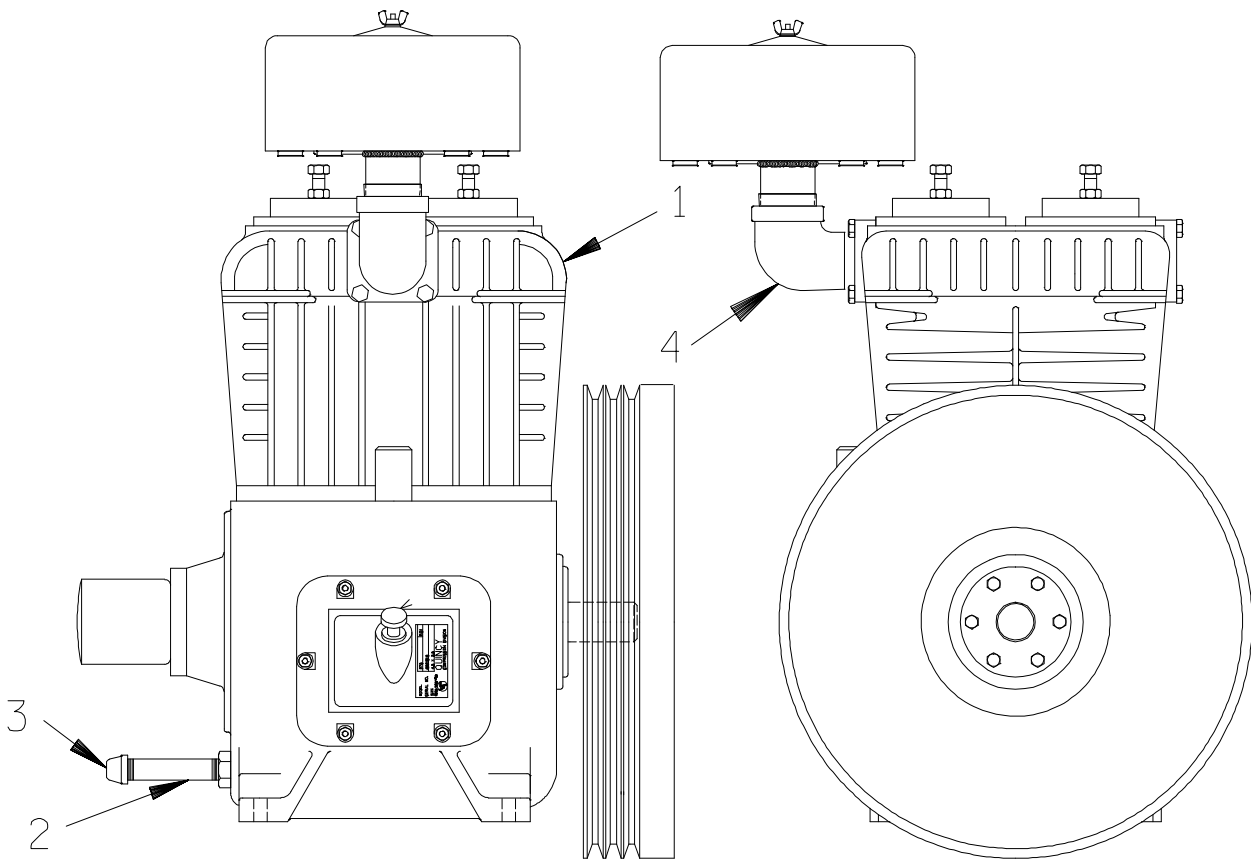
ITEM NO.	PART NAME	PART NUMBER	MAT'L CODE	QTY
1	PRIMING VALVE	26664-007	---	1
2	ORIFICE BUTTON	26688-021	---	REF
3	HEX HD CAPSCREW	B0806	15991	8
4	LOCK WASHER	J08	15991	8
5	* PRIMING VALVE GSKT	38683-657	19060	1
6	HEX HD CAPSCREW	B0605	15991	12
7	LOCK WASHER	J06	15991	12
8	PRIMING CHAMBER LID	38346-618	10000	1
9	* LINEAR O-RING	38689-040	19060	3.86'
10	PRIMING CHAMBER	38343-018	10000	1
11	STRAINER ASSY	46641-222	17000	1

* INDICATES PARTS RECOMMENDED FOR STOCK

GORMAN-RUPP PUMPS

PA10A60-B-E100 3P

S/N 1314375 Up
PUMP ISSUE 2



PARTS LIST Air Compressor

ITEM NO.	PART NAME	PART NUMBER	MAT'L CODE	QTY
1	AIR COMPRESSOR	26813-101	---	1
2	PIPE NIPPLE	T0818	15079	1
3	PIPE CAP	V08	15079	1
4	STREET ELBOW	RS32	11999	1
OPTIONAL:				
	REPLACEMENT OIL FILTER	26813-904	---	1
	REPLACEMENT AIR FILTER	29334-072	---	1

* INDICATES PARTS RECOMMENDED FOR STOCK

GORMAN-RUPP PUMPS

www.grpumps.com

©2004 Gorman-Rupp Pumps

8 of 8

Page 64 of 10 A10

**For Warranty Information, Please Visit
www.grpumps.com/warranty
or call:
U.S.: 419-755-1280
Canada: 519-631-2870
International: +1-419-755-1352**

GORMAN-RUPP PUMPS