

Electric Motor Driven, Stainless Steel



Submersible Pump

Model S2E65-E3.5

Size 2"

PUMP SPECIFICATIONS

Suction Casing: Stainless Steel CD4MCu;
Maximum Operating Pressure 47 psi (324 kPa).*

Impeller: Stainless Steel CD4MCu.

Seal Plate: Stainless Steel CD4MCu.

Intermediate: Aluminum Alloy 356-T6.

Motor Housing: Stainless Steel 316.

Motor Shaft: Stainless Steel 316.

Bearings: Upper and Lower, Open Single Row Ball.

Discharge Flange: Stainless Steel 316.

Gaskets: Buna-N and Compressed Synthetic Fibers.

O-Rings: Buna-N and Fluorocarbon (DuPont Viton® or Equivalent).

Hardware: Stainless Steel 316.

Strainer: Stainless Steel 316; 52% Open Area,
0.375" (9.5 mm) Diameter Openings.

Hoisting Bail: Stainless Steel 316.

Standard Equipment

NEMA Type 3R Rainproof Control Box. (See Section 130, Pages 80 and 85.)

Provides On-Off, Circuit Breaker and Motor Overload Protection.

Optional Equipment

Liquid Level Control: (See Sec. 130, Page 150.)

- Turtle Type Pressure Activated Level Switch.
- Float Activated Level Switch.

Staging Adapter Kit.

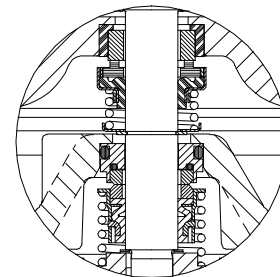
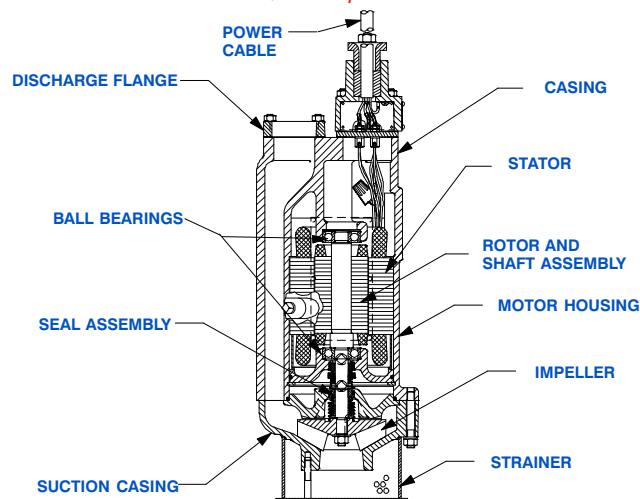
MOTOR/CABLE SPECIFICATIONS

Motor: Oil Filled Enclosure. 3.5 H.P.; 3450 R.P.M.; 60 Hz;
Three Phase, 230/460/575 Volt, 9.0/4.5/3.6, Full Load AMPS,
3.2 kW (Max.)

Power Cable: (230V/460V) 4 Wire; Type SO/SOW/SOOW, SEOW/SEOOW;
10 AWG; 3 Power Conductors, Plus 1 Ground.
(575V) 4 Wire; Type SO/SOW/SOOW/SEOW/SEOOW; 14 AWG; 3 Power
Conductors, Plus 1 Ground. Nominal Length 50 Feet (15 m) Standard.
(Specify Alternate Length at Time of Order.)

Recommended Generator Size: 6 kW Across the Line Starting.

* Consult Factory for Applications Exceeding
Maximum Pressure and/or Temperature Indicated.



SEAL SPECIFICATIONS

Tandem, Oil Lubricated.

Upper: Type 21 Mechanical. Carbon Rotating Face. Ceramic Stationary Face. Buna-N Elastomers. Stainless Steel 18-8 Cage and Spring.

Lower: Type 2 Mechanical. Silicon Carbide Rotating and Stationary Faces. Fluorocarbon Elastomers (DuPont Viton® or Equivalent). Stainless Steel 316 Cage, Spring and Stationary Seat.

Maximum Temperature of Liquid Pumped 122°F (50°C).*



GORMAN-RUPP PUMPS

www.grpumps.com

Specifications Subject to Change Without Notice

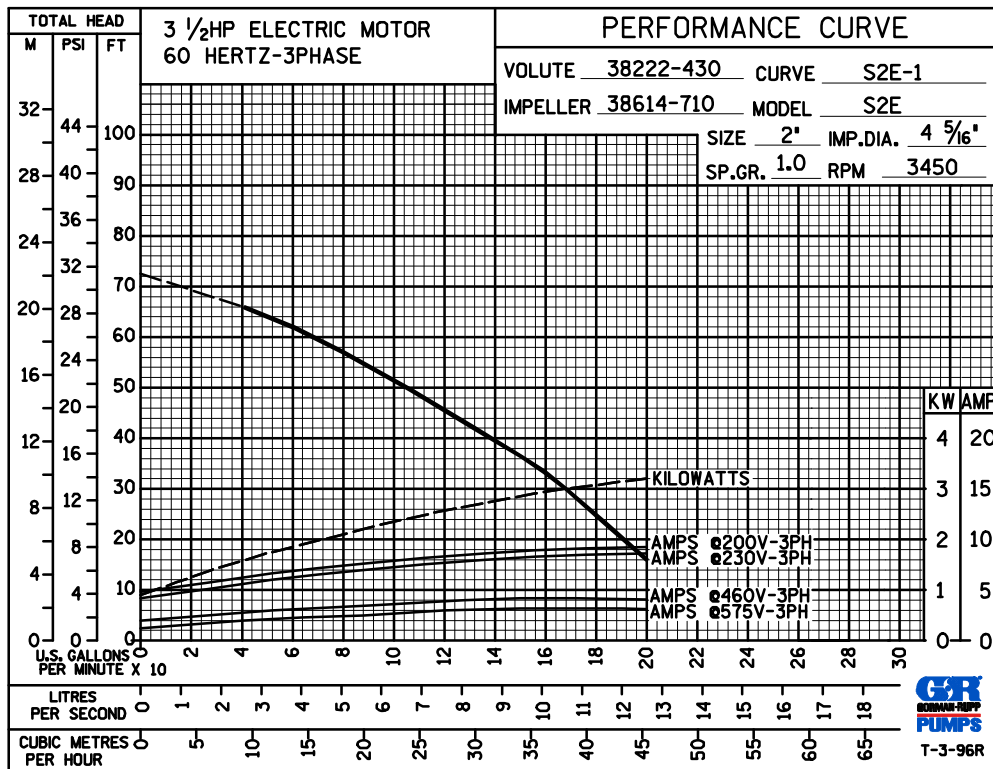
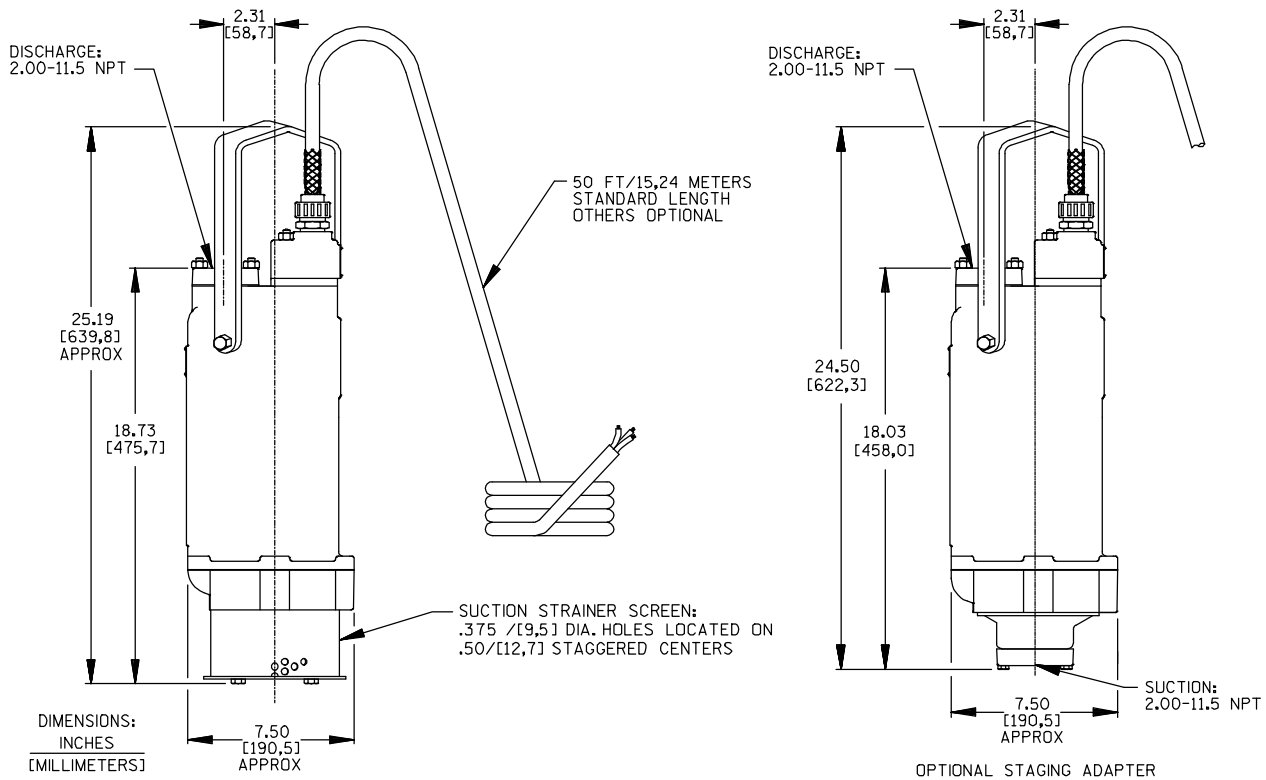
Printed in U.S.A.

Specification Data

SECTION 130, PAGE 520

APPROXIMATE
DIMENSIONS and WEIGHTS

NET WEIGHT: 101 LBS. (45,8 KG.)
SHIPPING WEIGHT: 135 LBS. (61,2 KG.)
EXPORT CRATE: 5.0 CU. FT. (0,14 CU. M.)



GORMAN-RUPP PUMPS

www.grpumps.com

Specifications Subject to Change Without Notice

Printed in U.S.A.